

NOTES: UNLESS OTHERWISE SPECIFIED

1. SEE SHEET 2 FOR KEY ARRANGEMENTS AND COLORS.

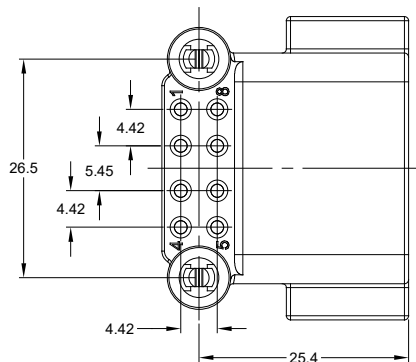
2. MATERIAL:
 HOUSING: THERMOPLASTIC; COLOR: SEE SHEET 2
 CONTACT: COPPER ALLOY
 PLATING: NICKEL UNDERPLATE
 SEE CHART FOR OVERALL FINISH

3. MODIFICATIONS: RIGHT ANGLE PCB MOUNT, SNAP FIT

4. SPECIFICATIONS:
 4.1 CURRENT RATING: 13 AMPS
 4.2 OPERATING TEMPERATURE: -55°C TO +125°C
 4.3 DIELECTRIC WITHSTANDING VOLTAGE: LESS THAN 2 MILLIAMPS CURRENT LEAKAGE @ 1500 VOLTS AC.
 4.4 INSULATION RESISTANCE: 1000 MEGOHMS MIN @ 25°C.
 4.5 MOISTURE RESISTANCE: IP67 (MATED CONDITION)
 4.6 MATING CYCLE DURABILITY: 100 CYCLES
 4.7 RoHS COMPLIANT

5. MATING PART: AT06-08SX* PLUG
 (X = A,B,C,D KEYS; * = MODIFICATIONS AND COLORS)

6. ALL DIMENSIONS ARE FOR REFERENCE USE ONLY.



REVISIONS					
REV	ECO	DESCRIPTION	DATE	BY	APPR
A1	-	RELEASE	2JUL2018	JAH	
A2	-	UPDATE DRAWING	25/MAR/19	BROOK	TOMMY
A3	-	MODIFIED DESCRIPTION	12JUL19	BROOK	TOMMY

TITLE: RIGHT ANGLE RECEPTACLE, AT 8 PIN, SNAP FIT, BOARDLOCK

DWG NO:

ATF13-08PX-BM0X

REV: A3

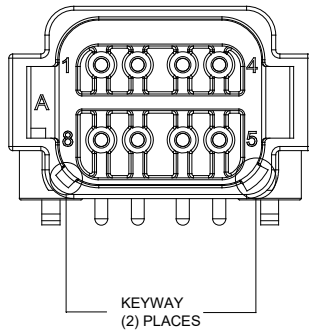
SH: 1

OF: 2

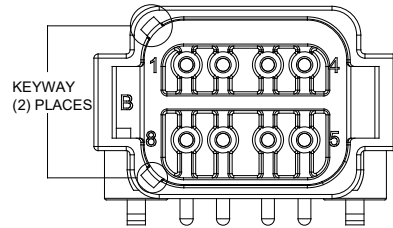
SEE PART NUMBER CHART		SIGNATURES		DATE	ITEM
QUANTITY	PART NUMBER	DESCRIPTION			
MATERIALS LIST					
UNLESS OTHERWISE SPECIFIED: 1) All dimensions are in metric (mm). 2) Tolerances are as follows: 1 PL DEC ±0.30 Fractions ±1/64 2 PL DEC ±0.15 Angles ±1° 3 PL DEC ±0.08		DRAWN: BROOK DING		12/JUL/19	 Sine Systems - www.amphenol-sine.com 44724 Morley Drive Clinton Township, MI 48036
3) Note reference =		CHECKED: ORION LI		12/JUL/19	
MATERIAL SPECIFICATIONS:		ENGINEER:			
PROCESS SPECIFICATIONS:		APPROVAL: TOMMY XIE		12/JUL/19	
NEXT ASSY:		CUSTOMER:			RIGHT ANGLE RECEPTACLE, AT 8 PIN, SNAP FIT, BOARDLOCK
THIS DRAWING IS SUPPLIED FOR INFORMATION ONLY. DESIGN FEATURES, SPECIFICATIONS AND PERFORMANCE DATA SHOWN HEREON ARE THE PROPERTY OF THE AMPHENOL CORPORATION. NO RIGHTS OF REPRODUCTION ARE IMPLIED. ALL DIMENSIONS ARE SUBJECT TO NORMAL MANUFACTURING VARIATIONS.		CUSTOMER:			DWG NO: B C- ATF13-08PX-BM0X A3
SCALE: NONE		SHEET 1 OF 2			

REVISIONS					
REV	ECO	DESCRIPTION	DATE	BY	APPR
A1	-	RELEASE	2JUL2018	JAH	
A2	-	UPDATE DRAWING	25/MAR/19	BROOK	TOMMY
A3	-	MODIFIED DESCRIPTION	12JUL19	BROOK	TOMMY

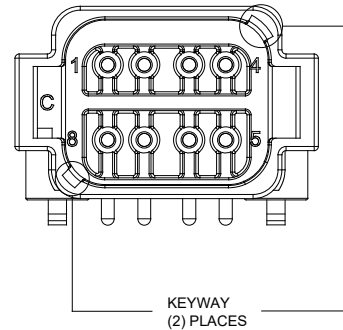
P/N ATF13-08PA-BM0X
KEY-A CONFIGURATION
COLOR: GREY



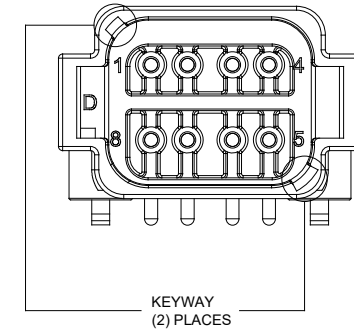
P/N ATF13-08PB-BM0X
KEY-B CONFIGURATION
COLOR: BLACK



P/N ATF13-08PC-BM0X
KEY-C CONFIGURATION
COLOR: GREEN



P/N ATF13-08PD-BM0X
KEY-D CONFIGURATION
COLOR: BROWN



ATF13-08PA-BM0X VARIANTS	
CONTACT PLATING	PART NUMBER
GOLD	ATF13-08PA-BM01
TIN	ATF13-08PA-BM03

ATF13-08PB-BM0X VARIANTS	
CONTACT PLATING	PART NUMBER
GOLD	ATF13-08PB-BM01
TIN	ATF13-08PB-BM03

ATF13-08PC-BM0X VARIANTS	
CONTACT PLATING	PART NUMBER
GOLD	ATF13-08PC-BM01
TIN	ATF13-08PC-BM03

ATF13-08PD-BM0X VARIANTS	
CONTACT PLATING	PART NUMBER
GOLD	ATF13-08PD-BM01
TIN	ATF13-08PD-BM03

SEE PART NUMBER CHART		PART NUMBER		DESCRIPTION		ITEM
QUANTITY	MATERIALS LIST					
UNLESS OTHERWISE SPECIFIED 1) All dimensions are in metric (mm). 2) Tolerances are as follows: 1 PL DEC ±0.30 2 PL DEC ±0.15 3 PL DEC ±0.08 3) Note reference = Δ		SIGNATURES		DATE		<p style="text-align: center;">Amphenol</p> <p style="text-align: center;">Sine Systems - www.amphenol-sine.com 44724 Morley Drive Clinton Township, MI 48036</p> <p style="text-align: center;">RIGHT ANGLE RECEPTACLE, AT 8 PIN, SNAP FIT, BOARDLOCK</p>
DRAWN: BROOK DING		12/JUL/19		CHECKED: ORION LI		
MATERIAL SPECIFICATIONS:		APPROVAL: TOMMY XIE		12/JUL/19		
PROCESS SPECIFICATIONS:		CUSTOMER:		THIS DRAWING IS SUPPLIED FOR INFORMATION ONLY. DESIGN FEATURES, SPECIFICATIONS AND PERFORMANCE DATA SHOWN HEREON ARE THE PROPERTY OF THE AMPHENOL CORPORATION. NO RIGHTS OF REPRODUCTION ARE IMPLIED. ALL DIMENSIONS ARE SUBJECT TO NORMAL MANUFACTURING VARIATIONS.		
NEXT ASSY:		SIZE	TYPE	DWG NO.	REVISION	
		B C-	C-	ATF13-08PX-BM0X	A3	
		SCALE	NONE	SHEET	2	OF 2

TITLE: RIGHT ANGLE RECEPTACLE, AT 8 PIN, SNAP FIT, BOARDLOCK
DWG NO.: ATF13-08PX-BM0X
REV: A3
SH: 2
OF: 2