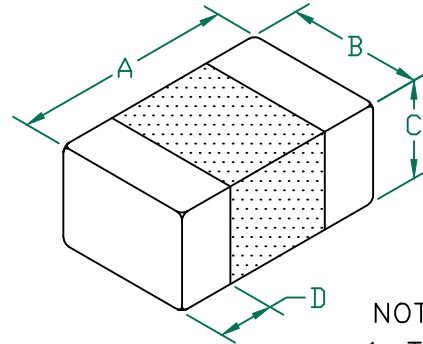


HZ0805D102R-10

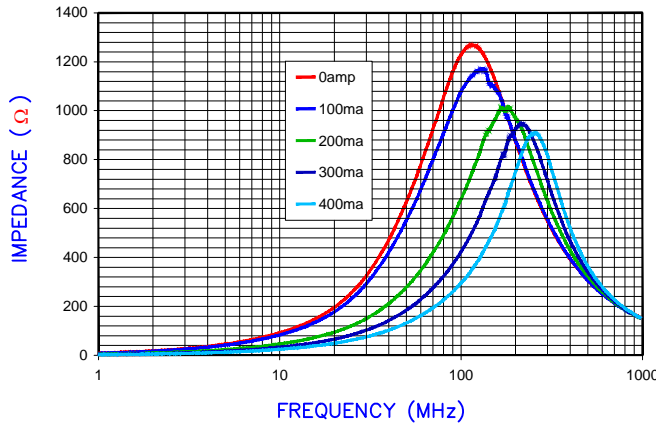
PHYSICAL DIMENSIONS:

A	2.00 [.079]	+ 0.20 [.008]
B	1.25 [.049]	+ 0.20 [.008]
C	0.90 [.035]	+ 0.20 [.008]
D	0.51 [.020]	+ 0.25 [.010]

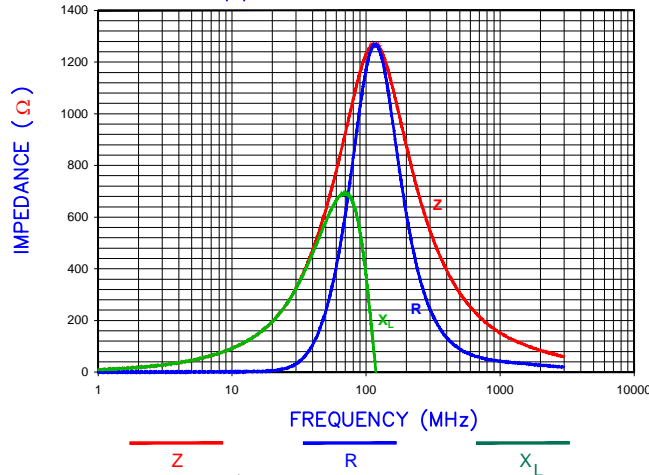


ELECTRICAL CHARACTERISTICS:		
Z @ 100MHz (Ω)	DCR (Ω)	Rated Current
Nominal	1000	
Minimum	750	
Maximum	1250	0.3
		400 mA

Z vs FREQUENCY
IMPEDANCE UNDER DC BIAS



|Z|, R, AND X vs. FREQUENCY

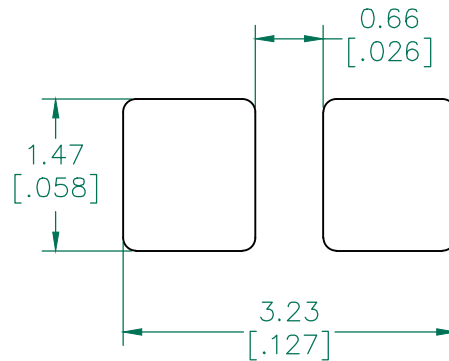


AGILENT E4991A RF Impedance/Material Analyzer
HP 16194A Test Fixture. TEST REF. 3228

NOTES: UNLESS OTHERWISE SPECIFIED

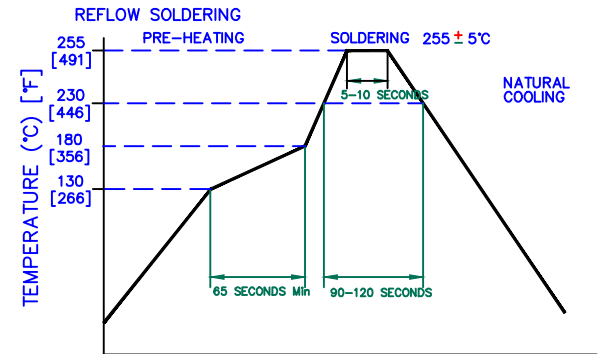
1. TAPED AND REELED per CURRENT EIA SPECIFICATIONS 7" REELS, 4000 PCS/REEL,PAPER TAPE
2. REFERENCE PREVIOUS STEWARD P/N HZ0805C102R-00
3. COMPONENTS SHOULD BE ADEQUATELY PREHEATED BEFORE SOLDERING.
4. OPERATING TEMP. RANGE: -40°C~+125°C. (INCLUDING SELF-HEATING)

LAND PATTERNS FOR REFLOW SOLDERING



(For wave soldering, add 0.763 [.030] to this dimension.)

RECOMMENDED SOLDERING CONDITIONS



DIMENSIONS ARE IN mm [INCHES].				This print is the property of Laird Tech. and is loaned in confidence subject to return upon request and with the understanding that no copies shall be made without the written consent of Laird Tech. All rights to design or invention are reserved.	
D	ADD OPERATING TEMPERATURE UPDATE LAIRD LOGO AND REFLOW CURVE	08/05/13	QU	PROJECT/PART NUMBER: HZ0805D102R-10	REV D
C	CHANGE TO PAPER TAPE	03/03/10	JUN	SCALE: NTS	PART TYPE: CO-FIRE
B	UPDATE COMPANY LOGO ADD ROHS	03/20/08	JRK	DATE: 02/09/04	SHEET: TMB
A	ORIGINAL DRAFT	02/09/04	TMB	CAD #	
REV	DESCRIPTION	DATE	INT	HZ0805D102R-10-D	TOOL # -

