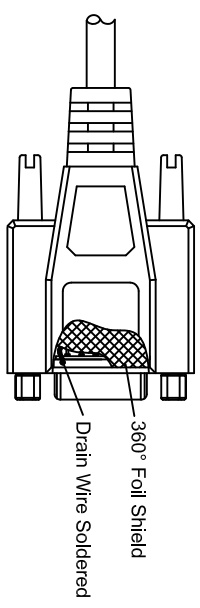
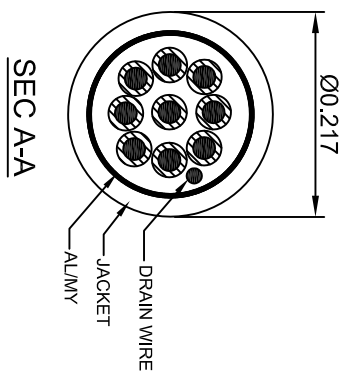
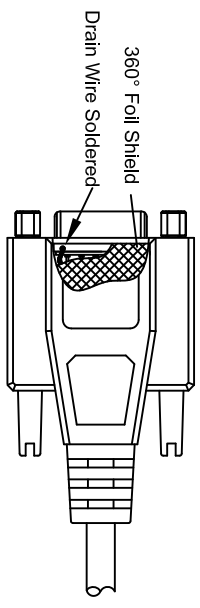
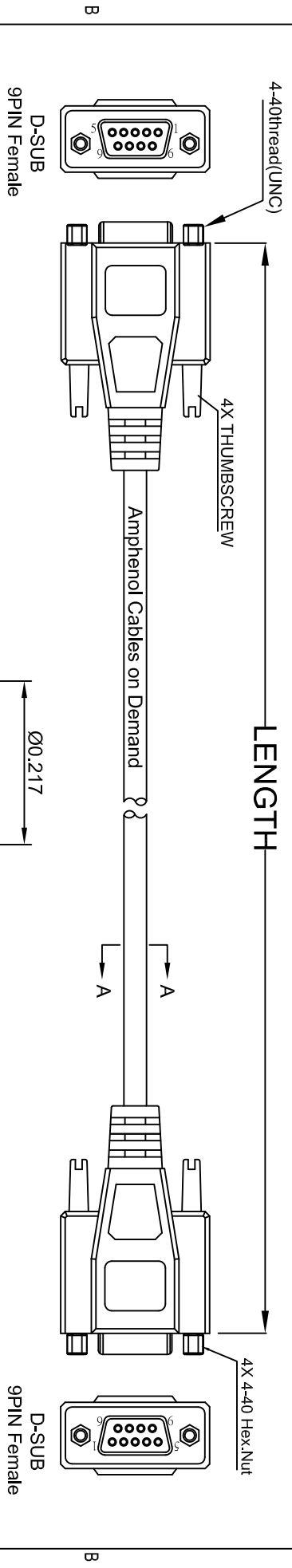


THE INFORMATION CONTAINED IN THIS DRAWING IS THE SOLE PROPERTY OF AMPHENOL CABLES ON DEMAND. ANY REPRODUCTION OR DISCLOSURE, TO THIRD PARTIES, IN PART OR WHOLE WITHOUT THE EXPRESS WRITTEN PERMISSION OF AMPHENOL CABLES ON DEMAND IS PROHIBITED.

REV	DESCRIPTION	DATE	APPROVED
A	NEW RELEASE	27/Dec/2006	
A1	Add Hex Nut	5/Dec/2007	
A2	Add wiring color	12/JAN/2012	



PIN OUT:

Female	Female	Color
PIN1	PIN1	Black
PIN2	PIN2	Brown
PIN3	PIN3	Red
PIN4	PIN4	Orange
PIN5	PIN5	Yellow
PIN6	PIN6	Green
PIN7	PIN7	Blue
PIN8	PIN8	Purple
PIN9	PIN9	Gray
SHIELD	SHIELD	Drain Wire

LENGTH & P/N Table

LENGTH	P/N	Cable Color
5FT ±2 inch	CS-DSNULW19FF-005	GREY
10FT ±3 inch	CS-DSNULW19FF-010	GREY
25FT ±4 inch	CS-DSNULW19FF-025	GREY



UNLESS OTHERWISE SPECIFIED DIMENSIONS ARE IN INCHES TOLERANCES ARE:		EAR NO.		Amphenol Cables on Demand	
DECIMALS	±.XX	APPROVALS	DATE	20 VALLEY ST. ENDICOTT, NY 13760	
ANGLES	±.X°	LF	12/JAN/12	ASM CBL Null Modem 9PIN D-Sub FF	
THIRD ANGLE PROJECTION	±.XXX	BA	12/JAN/12		
RES P ENG					
SIZE	PWG. NO			REV	
A	CS-DSNULW19FF-XXX			A2	

NOTES: UNLESS OTHERWISE SPECIFIED

4

3

2

1

A

A

4

3

2

1