



GS1GAFC-AU ~ GS1MAFC-AU Series

Surface Mount General Purpose Rectifier

Voltage	400~1000 V	Current	1 A
----------------	-------------------	----------------	------------

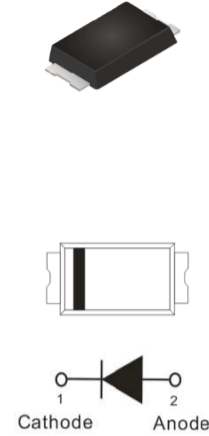
Features

- Glass passivated chip junction
- Low forward voltage drop
- Low leakage current
- AEC-Q101 qualified
- Lead free in compliance with EU RoHS 2.0
- Green molding compound as per IEC 61249 standard

Mechanical Data

- Case : Molded plastic, SMAF-C
- Terminals : Solderable per MIL-STD-750, Method 2026
- Approx. Weight : 0.0012 ounces, 0.034 grams

SMAF-C



Maximum Ratings and Thermal Characteristics (T_A = 25°C unless otherwise noted)

PARAMETER	SYMBOL	GS1GAFC-AU	GS1JAFC-AU	GS1KAFC-AU	GS1MAFC-AU	UNITS
Maximum Recurrent Peak Reverse Voltage	V _{RRM}	400	600	800	1000	V
Maximum RMS Voltage	V _{RMS}	280	420	560	700	V
Maximum DC Blocking Voltage	V _R	400	600	800	1000	V
Maximum Average Forward Rectified Current	I _{F(AV)}	1				A
Peak Forward Surge Current : 8.3 ms Single Half Sine-Wave Superimposed On Rated Load	I _{FSM}	30				A
Forward Voltage at 1A	V _F	1.1				V
Reverse Current	I _R	1				uA
Typical Junction Capacitance Measured at 1 MHz And Applied V _R = 4V	C _J	7				pF
Typical Thermal Resistance	(Note 1) R _{θJL}	20				°C/W
	(Note 2) R _{θJA}	150				
Operating Junction Temperature Range	T _J	-55 to +150				°C
Storage Temperature Range	T _{STG}	-55 to +150				°C

NOTES:

1. Mounted on 48cm² FR-4 PCB
2. Mounted on a FR4 PCB, single-sided copper, standard footprint



GS1GAFC-AU ~ GS1MAFC-AU Series

TYPICAL CHARACTERISTIC CURVES

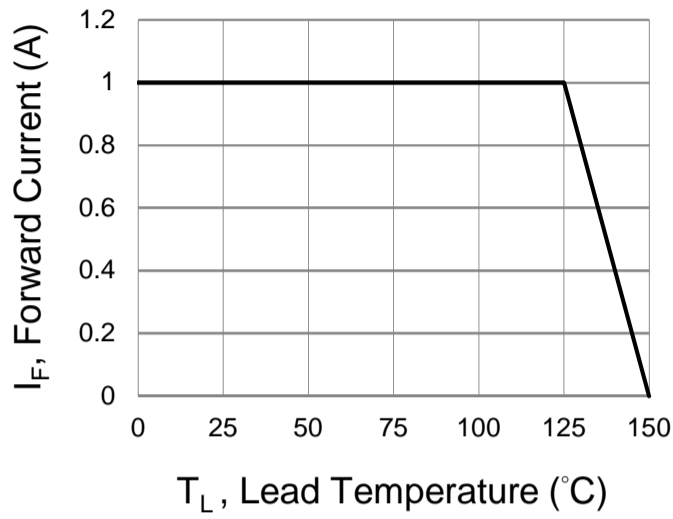


Fig.1 Forward Current Derating Curve

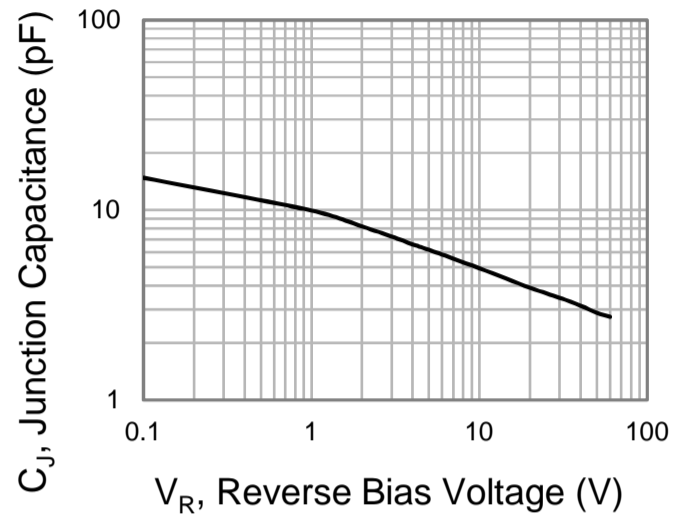


Fig.2 Typical Junction Capacitance

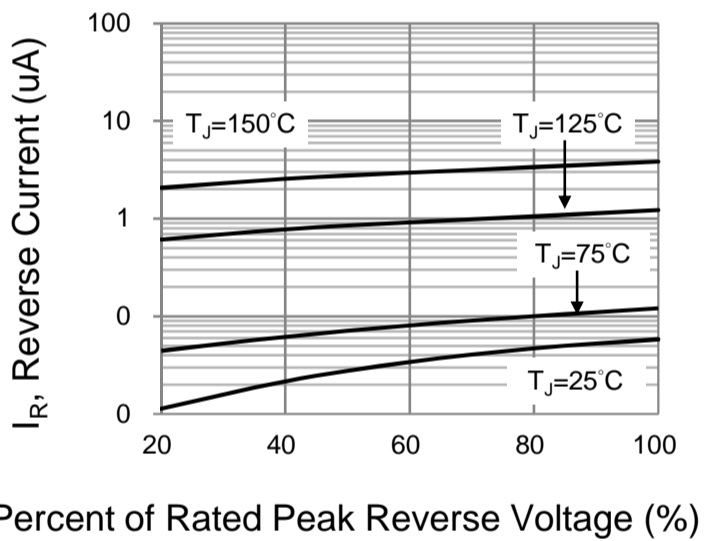


Fig.3 Typical Reverse Characteristics

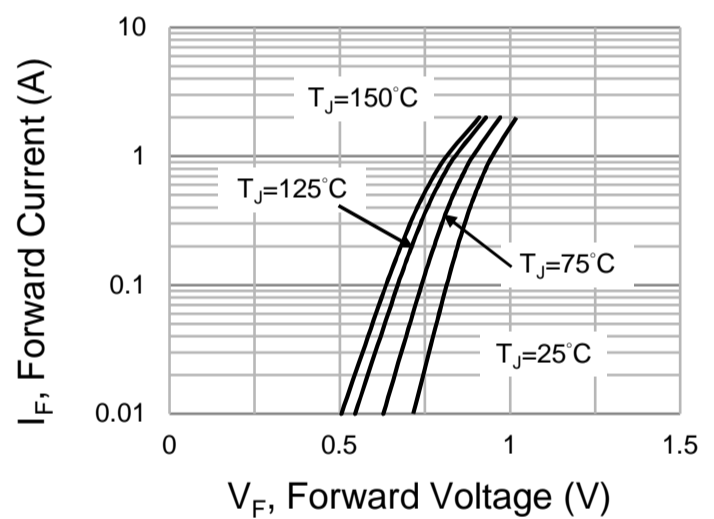


Fig.4 Typical Forward Characteristics

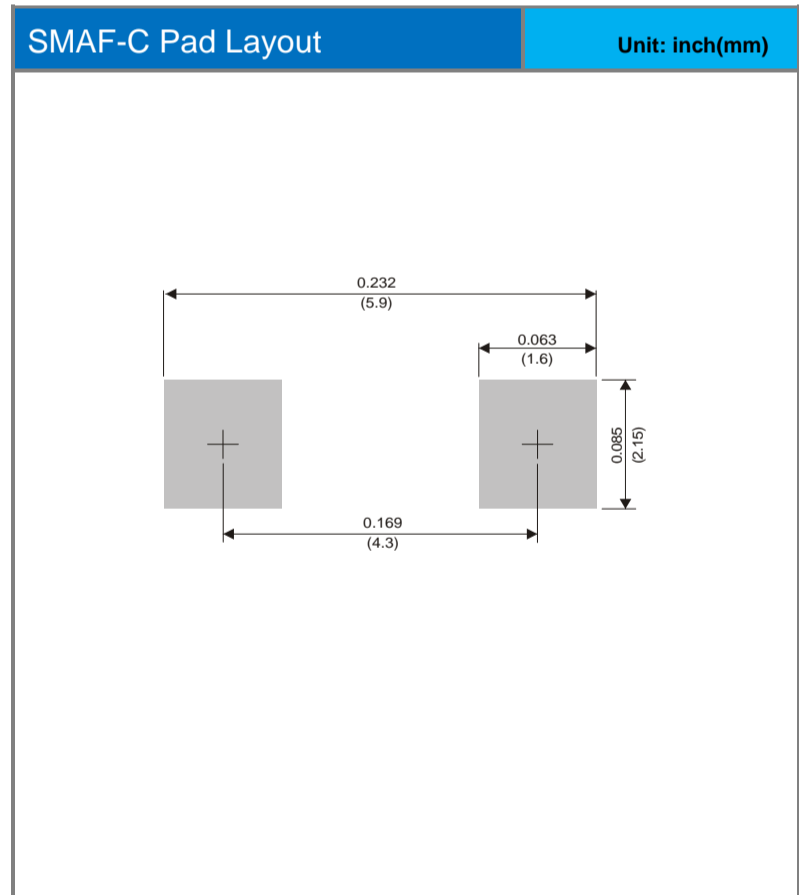
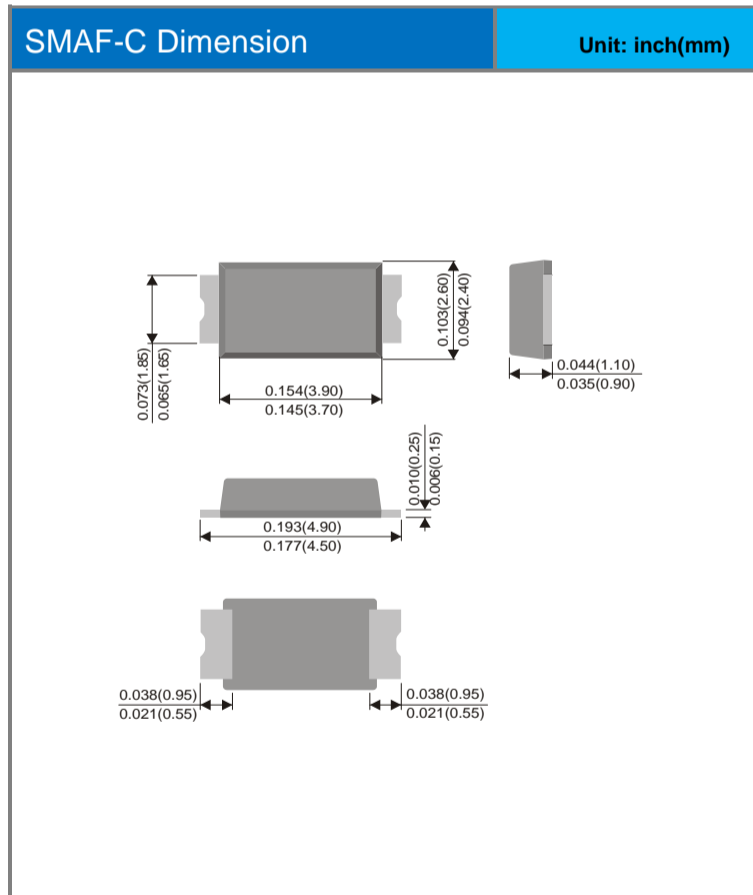


GS1GAFC-AU ~ GS1MAFC-AU Series

Part No. Packing Code Version

Part No. Packing Code	Package Type	Packing Type	Marking	Version
GS1GAFC-AU_R1_000A1	SMAF-C	3K pcs / 7" reel	GS1G	Halogen free
GS1JAFC-AU_R1_000A1	SMAF-C	3K pcs / 7" reel	GS1J	Halogen free
GS1KAFC-AU_R1_000A1	SMAF-C	3K pcs / 7" reel	GS1K	Halogen free
GS1MAFC-AU_R1_000A1	SMAF-C	3K pcs / 7" reel	GS1M	Halogen free

Packaging Information & Mounting Pad Layout





GS1GAFC-AU ~ GS1MAFC-AU Series

Disclaimer

- Reproducing and modifying information of the document is prohibited without permission from Panjit International Inc..
- Panjit International Inc. reserves the rights to make changes of the content herein the document anytime without notification. Please refer to our website for the latest document.
- Panjit International Inc. disclaims any and all liability arising out of the application or use of any product including damages incidentally and consequentially occurred.
- Panjit International Inc. does not assume any and all implied warranties, including warranties of fitness for particular purpose, non-infringement and merchantability.
- Applications shown on the herein document are examples of standard use and operation. Customers are responsible in comprehending the suitable use in particular applications. Panjit International Inc. makes no representation or warranty that such applications will be suitable for the specified use without further testing or modification.
- The products shown herein are not designed and authorized for equipments relating to human life and for any applications concerning life-saving or life-sustaining, such as medical instruments, aerospace machinery et cetera. Customers using or selling these products for use in such applications do so at their own risk and agree to fully indemnify Panjit International Inc. for any damages resulting from such improper use or sale.
- Since Panjit uses lot number as the tracking base, please provide the lot number for tracking when complaining.