

Contact insert - HC-A03-I-PT-F - 1585265

Please be informed that the data shown in this PDF Document is generated from our Online Catalog. Please find the complete data in the user's documentation. Our General Terms of Use for Downloads are valid (<http://phoenixcontact.com/download>)



Contact insert, number of positions: 3+PE, size: D7, number of connections per position: 1, Socket, Push-in connection, 230 V/400 V, 10 A, 0.14 mm² ... 1.5 mm²



Key Commercial Data

Packing unit	1 pc
GTIN	
GTIN	4046356284998

Technical data

General

Note	for housing HC-D7
	Connectors may be operated only when there is no load/voltage.
	For solid conductors or stranded conductors with ferrules
Connection method	Push-in connection
Number of connections per position	1
Degree of pollution	3
Overvoltage category	III
Number of positions	3+PE
Insertion/withdrawal cycles	≥ 500
Size	D7
Contact numbering	1 - 3
Conductor cross section	0.14 mm ² ... 1.5 mm ² (with ferrule)
Connection cross section AWG	26 ... 16 (with ferrule)
Stripping length of the individual wire	10 mm
Assembly instructions	To ensure correct use, installation in housing with IP54 protection or better is required

Ambient conditions

Contact insert - HC-A03-I-PT-F - 1585265

Technical data

Ambient conditions

Degree of protection (IP)	IP20
Ambient temperature (operation)	-40 °C ... 125 °C

Material data

Contact surface material	Ag
Contact carrier material	PC
Standards/regulations	PC: Fire protection in rail vehicles - requirement sets R22, R23, and R24 acc. to DIN EN 45545-2 (Risk level HL1 - HL3)

Electrical characteristics

Rated voltage for power contacts	230/400 V
Rated voltage (III/3)	230 V (Conductor-PE) 400 V (Conductor-Conductor)
Rated voltage (III/2) contacts	415 V (Conductor-PE) 690 V (Conductor-Conductor)
Rated surge voltage	4 kV
Rated current	10 A

Standards and Regulations

Flammability rating according to UL 94	V0
--	----

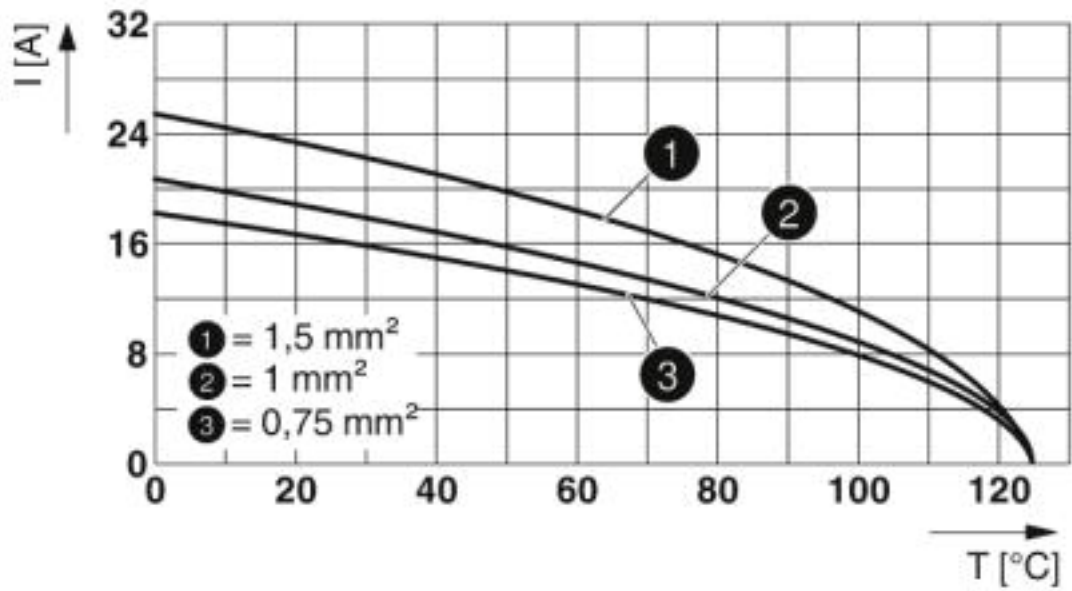
Environmental Product Compliance

China RoHS	Environmentally friendly use period: unlimited = EFUP-e
	No hazardous substances above threshold values

Drawings

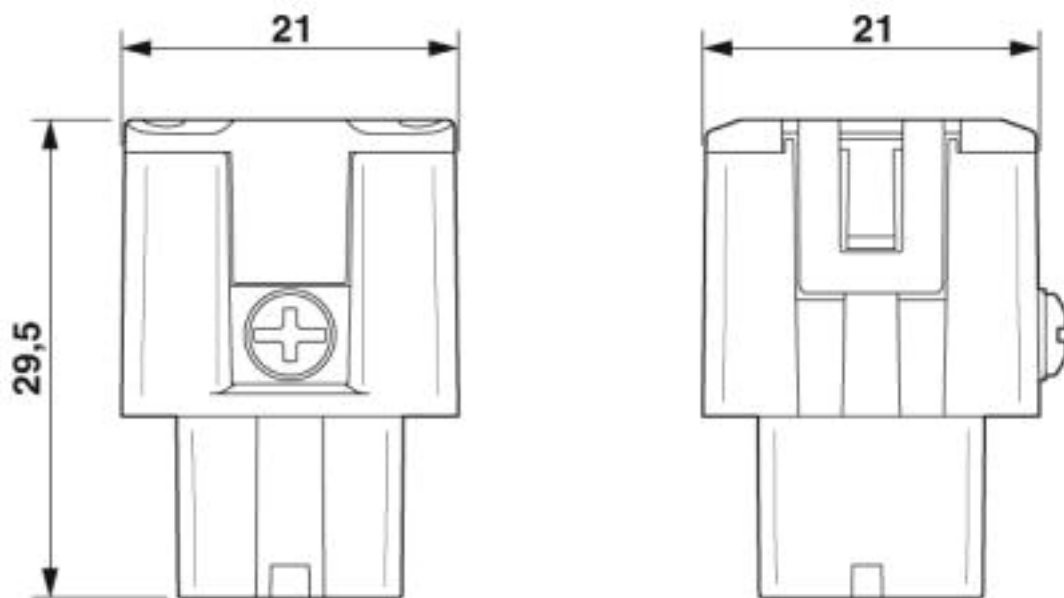
Contact insert - HC-A03-I-PT-F - 1585265

Diagram



Derating diagram

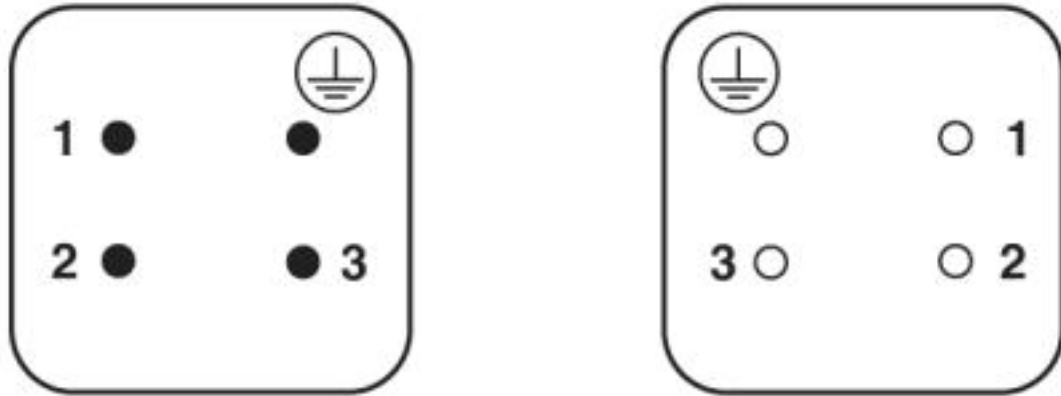
Dimensional drawing



Female insert

Contact insert - HC-A03-I-PT-F - 1585265

Schematic diagram



Connector pin assignment connection side: Left pin; right socket

Approvals

Approvals

Approvals

CSA / UL Recognized / EAC

Ex Approvals

Approval details

CSA		http://www.csagroup.org/services-industries/product-listing/	13631
Nominal voltage UN		600 V	
Nominal current IN		15 A	
mm ² /AWG/kcmil		16	

UL Recognized		http://database.ul.com/cgi-bin/XYV/template/LISEXT/1FRAME/index.htm	E118976
Nominal voltage UN		600 V	
Nominal current IN		17.5 A	
mm ² /AWG/kcmil		16	

Contact insert - HC-A03-I-PT-F - 1585265

Approvals

EAC



EAC-Zulassung

Phoenix Contact 2019 © - all rights reserved
<http://www.phoenixcontact.com>

PHOENIX CONTACT GmbH & Co. KG
Flachsmarktstr. 8
32825 Blomberg
Germany
Tel. +49 5235 300
Fax +49 5235 3 41200
<http://www.phoenixcontact.com>