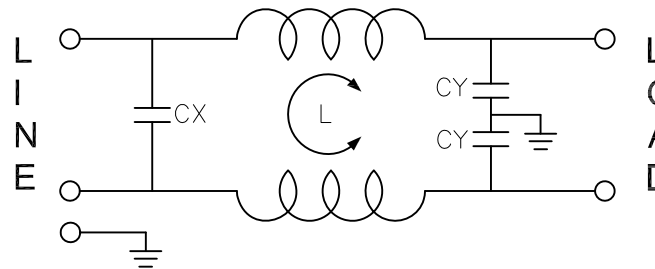
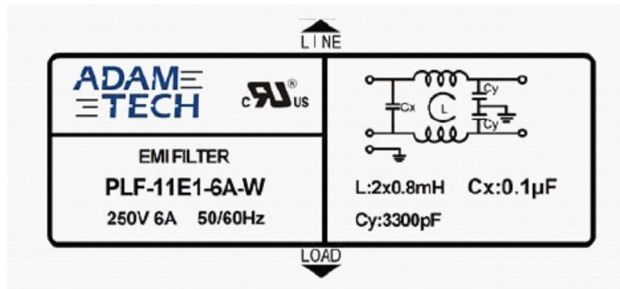
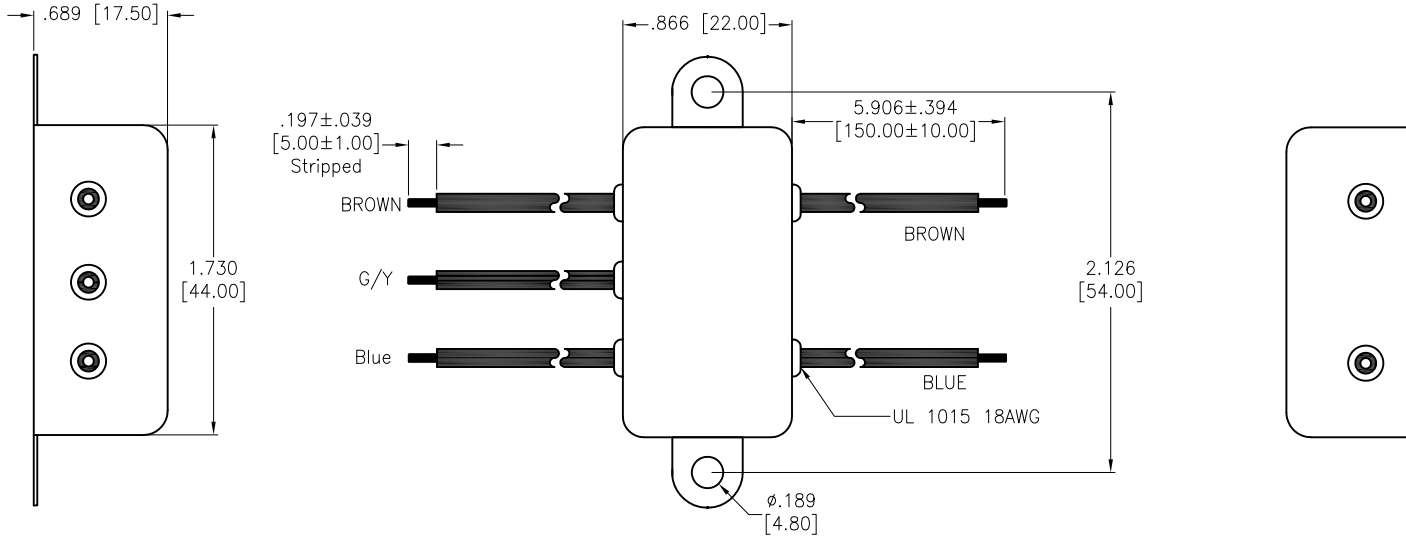


APPROVED: \_\_\_\_\_  
 DATE: \_\_\_\_\_ TITLE: \_\_\_\_\_

| Rev | AWO # | Description    | Date    | Appr  |
|-----|-------|----------------|---------|-------|
| -   |       | RELEASED       | 9/22/21 |       |
| A   |       | UPDATE DRAWING | 4/15/22 | WX/RC |
| B   |       | ADDED DRAWING  | 5/27/22 | WX/RC |



L:2x0.8mH  
 Cx:0.1uF(X2)  
 Cy:3300pF(Y2)

**SPECIFICATIONS:**

Electrical:  
 Voltage rating: 115/250 VAC  
 Current rating: 115/250 VAC: 6 A RMS max  
 Leakage Current: Each Line To Ground  
 @115VAC/60HZ 0.4mA max  
 @250VAC/50HZ 0.8mA max  
 Hipot Rating(For 1 Minute)  
 A. Line to Ground: 2,250 VDC  
 B. Line to Line: 1450 VDC  
 IR: 50 Mohm @500 VDC Any Input or Output to Ground  
 Temperature Rating:  
 -25°C to +85°C  
 Environmental:  
 Lead free, RoHS compliant



|  |             |         |
|--|-------------|---------|
| UNLESS OTHERWISE SPECIFIED ALL DIMENSIONS ARE INCHES [MM]. TOLERANCES: EXCEPT AS NOTED                                       |             |         |
| INCHES   |             | HOLES   |
| .X ± .10   | ØX ± .10    |         |
| .XX ± .020   | ØXX ± .015  |         |
| .XXX ± .015  | ØXXX ± .010 |         |
| DRAWN  | JJ          | 9/22/21 |
| CHECKED  | RC          | 9/22/21 |
| APPROVED   |             |         |
| THIS DRAWING CONTAINS INFORMATION THAT IS PROPRIETARY AND SHOULD NOT BE USED WITHOUT PRIOR WRITTEN PERMISSION FROM ADAM TECH |             |         |

|   |                           |   |  |
|---|---------------------------|---|--|
| <b>ADAM TECH</b>  |                           | 909 Rahway Avenue,<br>Union, NJ 07083<br>Phone: 908-687-5000<br>Fax: 908-687-5710 |  |
| TITLE<br>EMI/RF POWER FILTER, WIRE LEADS,<br>6 AMP, CHASSIS MOUNT |                           |   |  |
| SIZE<br>X   | PART NO.<br>PLF-11E1-6A-W | REV.<br>B   |  |
| REF:<br>S00205C   | SCALE:<br>NTS             | SHEET 1 OF 2  |  |

6

5

4

3

2

1

APPROVED: \_\_\_\_\_

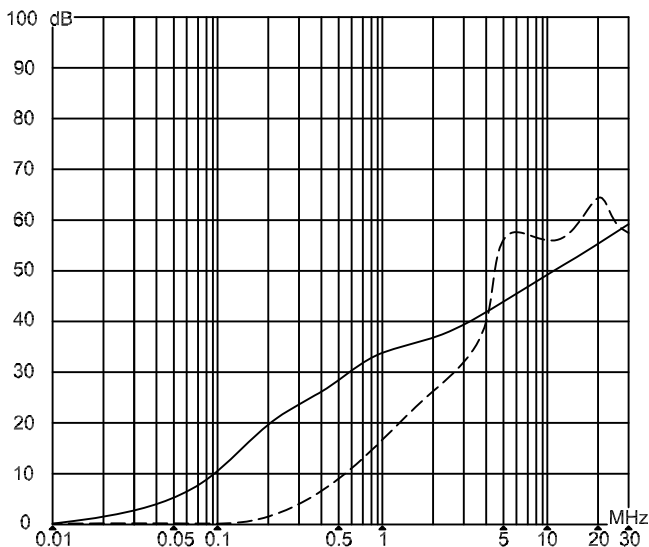
DATE: \_\_\_\_\_ TITLE: \_\_\_\_\_

|     |       |             |      |      |
|-----|-------|-------------|------|------|
| Rev | AWO # | Description | Date | Appr |
|-----|-------|-------------|------|------|

SEE SHT 1 OF 2 FOR REVISION

### INSERTION LOSS(IN 50 ohm system according IEC/CISPR

————— 共模(common mode)  
 - - - - - 差模(differential mode)



UNLESS OTHERWISE SPECIFIED ALL DIMENSIONS ARE INCHES [MM]. TOLERANCES: EXCEPT AS NOTED

|        |        |       |        |
|--------|--------|-------|--------|
| INCHES |        | HOLES |        |
| .x     | ± .10  | ∅x    | ± .10  |
| .xx    | ± .020 | ∅xx   | ± .015 |
| .xxx   | ± .015 | ∅xxx  | ± .010 |



909 Rahway Avenue,  
Union, NJ 07083  
Phone: 908-687-5000  
Fax: 908-687-5710

|          |    |         |
|----------|----|---------|
| DRAWN    | JJ | 9/22/21 |
| CHECKED  | RC | 9/22/21 |
| APPROVED |    |         |

|       |  |
|-------|--|
| TITLE | EMI/RF POWER FILTER, WIRE LEADS,<br>6 AMP, CHASSIS MOUNT |
|-------|--|

THIS DRAWING CONTAINS INFORMATION THAT IS PROPRIETARY AND SHOULD NOT BE USED WITHOUT PRIOR WRITTEN PERMISSION FROM ADAM TECH

|      |               |              |
|------|---------------|--------------|
| SIZE | PART NO.      | REV.         |
| X    | PLF-11E1-6A-W | B            |
| REF: | S00205C       | SCALE: NTS   |
|      |               | SHEET 2 OF 2 |

6

5

4

3

2

1