

Slim Photoelectric Sensor for Long Sensing Distance

■ Features

- Easy to mount by Flat type
- Realization of 3m sensing distance as small size
- Protection structure IP67 (IEC standard)



⚠ Please read "Safety Considerations" in the instruction manual before using.



■ Specifications

Model	NPN open collector output	BPS3M-TDT	BPS3M-TDTL
	PNP open collector output	BPS3M-TDT-P	BPS3M-TDTL-P
Sensing type		Through-beam	
Sensing target		Opaque materials of min. $\varnothing 5\text{mm}$	
Operation mode		Dark ON	Light ON
Sensing distance		3m	
Response time		Max. 1ms	
Power supply		12-24VDC $\pm 10\%$ (ripple P-P: max. 10%)	
Current consumption		Max. 20mA	
Light source		Infrared LED (850nm)	
Control output		NPN or PNP open collector output • Load voltage: max. 30VDC \pm • Load current: max. 100mA • Residual voltage - NPN: max. 1VDC \pm , PNP: Max. 2.5VDC	
Protection circuit		Reverse polarity protection circuit, output short overcurrent protection circuit	
Indicator		Emitter - power indicator: red LED, receiver - operation indicator: red LED	
Insulation resistance		Over 20M Ω (at 500VDC megger)	
Noise immunity		$\pm 240\text{V}$ the square wave noise (pulse width: 1 μs) by the noise simulator	
Dielectric strength		1,000VAC 50/60Hz for 1 minute	
Vibration		1.5mm amplitude at frequency of 10 to 55Hz (for 1 min) in each X, Y, Z direction for 2 hours	
Shock		500m/s 2 (approx. 50G) in each X, Y, Z direction for 3 times	
Environment	Ambient illumination	Sunlight: max. 11,000lx, incandescent lamp: max. 3,000lx (receiver illumination)	
	Ambient temperature	-25 to 65°C, storage: -25 to 70°C	
	Ambient humidity	35 to 85%RH, storage: 35 to 90%RH	
Protection structure		IP67 (IEC standard)	
Material		Case: polycarbonate, bolt: steel chromium molybdenum, nut: steel chromium molybdenum	
Cable		$\varnothing 3\text{mm}$, 3-wire, 2m (emitter of through-beam type: $\varnothing 3\text{mm}$, 2-wire, 2m) (AWG24, core diameter: 0.08mm, number of cores: 40, insulator out diameter: $\varnothing 1\text{mm}$)	
Accessory		M3 bolt: 4, M3 nut: 4	
Approval		CE	
Unit weight		Approx. 66g	

※The temperature or humidity mentioned in Environment indicates a non freezing or condensation environment.

■ Feature Data

Measuring method	Parallel shifting characteristic	Measuring method	Sensor angle characteristic

SENSORS

CONTROLLERS

MOTION DEVICES

SOFTWARE

(A) Photoelectric Sensors

(B) Fiber Optic Sensors

(C) LIDAR

(D) Door/Area Sensors

(E) Vision Sensors

(F) Proximity Sensors

(G) Pressure Sensors

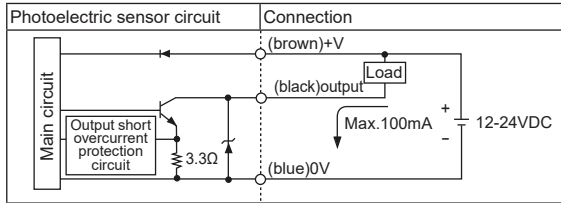
(H) Rotary Encoders

(I) Connectors/ Connector Cables/ Sensor Distribution Boxes/ Sockets

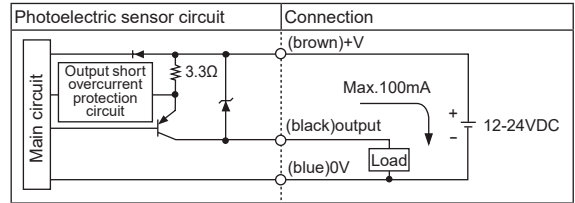
BPS Series

Control Output Diagram

• NPN open collector output



• PNP open collector output



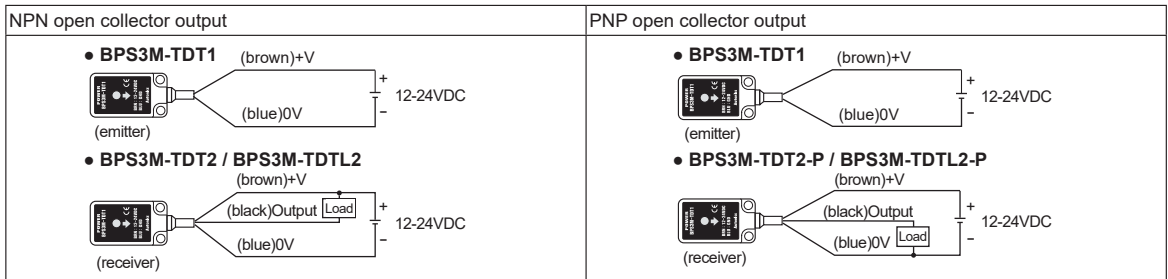
※If short-circuit the control output terminal or supply current over the rated specification, normal control signal is not output due to the output short over current protection circuit.

Operation Mode

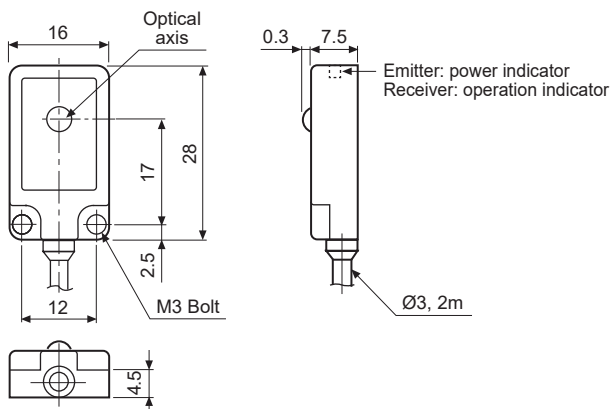
Operation mode	Light ON	Dark ON
Receiver operation	Received light Interrupted light	Received light Interrupted light
Operation indicator (red LED)	ON OFF	ON OFF
Transistor output	ON OFF	ON OFF

※Dark ON mode is standard and Light ON (Received Light: ON) mode is customizable.

Connections



Dimensions



• Cover (sold separately)

(unit: mm)

