

Monitoring relay - EMD-BL-C-10-PT - 2903522

Please be informed that the data shown in this PDF Document is generated from our Online Catalog. Please find the complete data in the user's documentation. Our General Terms of Use for Downloads are valid (<http://download.phoenixcontact.com>)



Monitoring relay for monitoring single-phase currents of 0 ... 5 A AC or 0 ... 10 A AC, overcurrent/undercurrent or window, 1 PDT, with push-in connection

Product description

Safety and system availability requirements are constantly on the increase – across all industries. Processes are becoming more and more complex, not only in machine building and the chemical industry but also in building technology. The demands placed on energy technology are also constantly on the rise.

It is only by continuously monitoring key network and system parameters that error-free and therefore cost-effective operation can be achieved.

Electronic monitoring relays from the EMD series are available for a wide range of monitoring tasks so that the consequences of errors can be avoided or kept within limits.

The operating states are signaled via color LEDs and any errors that occur can be sent to a controller via a floating contact or can shut down a section of the system. All device versions are equipped with response delays so that measured values outside the set monitoring range can be briefly tolerated.



Key commercial data

Packing unit	1 1
Custom tariff number	85364900
Country of origin	Austria

Technical data

Dimensions

Width	17.5 mm
Height	88 mm
Depth	65.5 mm

Ambient conditions

Ambient temperature (operation)	-25 °C ... 55 °C
Ambient temperature (storage/transport)	-25 °C ... 70 °C
Degree of protection	IP40 (housing) / IP20 (connection terminal blocks)

Connection data

Connection method	Push-in connection
-------------------	--------------------

Monitoring relay - EMD-BL-C-10-PT - 2903522

Technical data

Connection data

Conductor cross section solid min.	0.14 mm ²
Conductor cross section solid max.	2.5 mm ²
Conductor cross section stranded min.	0.14 mm ²
Conductor cross section stranded max.	2.5 mm ²
Conductor cross section AWG/kcmil min.	26
Conductor cross section AWG/kcmil max	14
Stripping length	8 mm

General

Status display	Yellow LED
Surge voltage category	III, 300 V basic insulation (DIN EN 60947-5-1)
Rated insulation voltage	300 V (Supply circuit (DIN EN 60947-5-1))
Electromagnetic compatibility	Conformance with EMC Directive 2004/108/EC
Noise emission	EN 61000-6-3
Noise immunity	EN 61000-6-2
Color	gray
Mounting position	Any
Assembly instructions	on standard DIN rail NS 35 in accordance with EN 60715
Conformance	CE-compliant

Classifications

eCl@ss

eCl@ss 4.0	27371105
eCl@ss 4.1	27371105
eCl@ss 5.0	27371810
eCl@ss 5.1	27371810
eCl@ss 6.0	27371810
eCl@ss 7.0	27371810
eCl@ss 8.0	27371810

ETIM

ETIM 3.0	EC001446
ETIM 4.0	EC001446
ETIM 5.0	EC001446

UNSPSC

UNSPSC 6.01	30211916
-------------	----------

Monitoring relay - EMD-BL-C-10-PT - 2903522

Classifications

UNSPSC

UNSPSC 7.0901	39121535
UNSPSC 11	39121535
UNSPSC 12.01	39121535
UNSPSC 13.2	39121535

Approvals

Approvals


Approvals


UL Listed / cUL Listed / cULus Listed


Ex Approvals

Approvals submitted

Approval details

UL Listed 

cUL Listed 

cULus Listed 

Drawings

Monitoring relay - EMD-BL-C-10-PT - 2903522

Block diagram

