

SPECIFICATIONS

PARAMETERS	VALUES	UNIT
DIRECTIVITY	UNI	-
SENSITIVITY	-46 ± 4	dB
STANDARD OPERATING VOLTAGE	2	Vdc
MAX OPERATING VOLTAGE	10	Vdc
CURRENT CONSUMPTION (MAX)	0.5	mA
IMPEDANCE	2.2	KOhm
SIGNAL TO NOISE RATIO (MIN.)	50	dB
TERMINAL	SOLDER PADS	-
INTERNAL CAPACITOR	-	pF

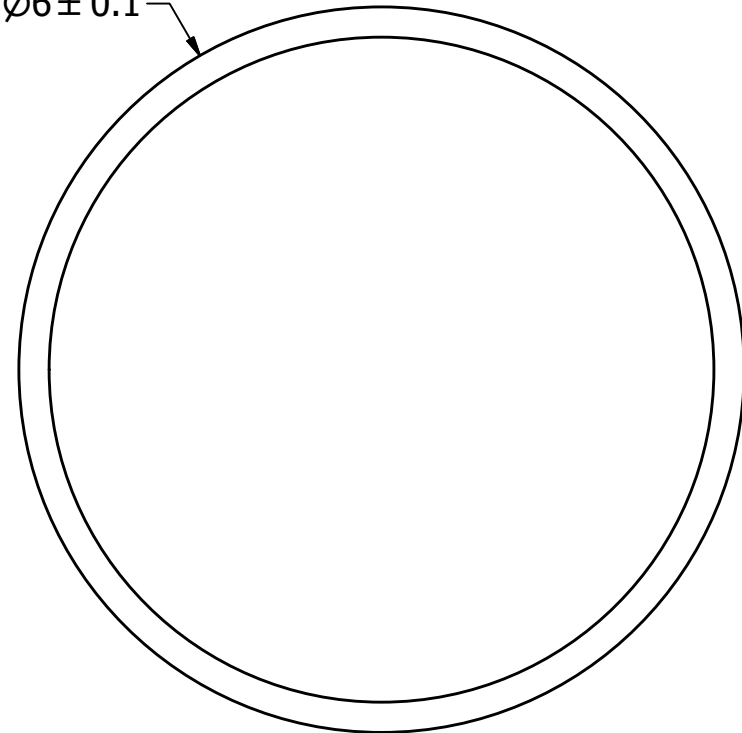
THIS DOCUMENT CONTAINS DATA PROPRIETARY TO PROJECTS UNLIMITED, INC. ANY USE OR REPRODUCTION, IN ANY FORM, WITHOUT PRIOR WRITTEN PERMISSION OF PROJECTS UNLIMITED, INC. IS PROHIBITED.
©2003, Projects Unlimited Inc.

REVISION HISTORY

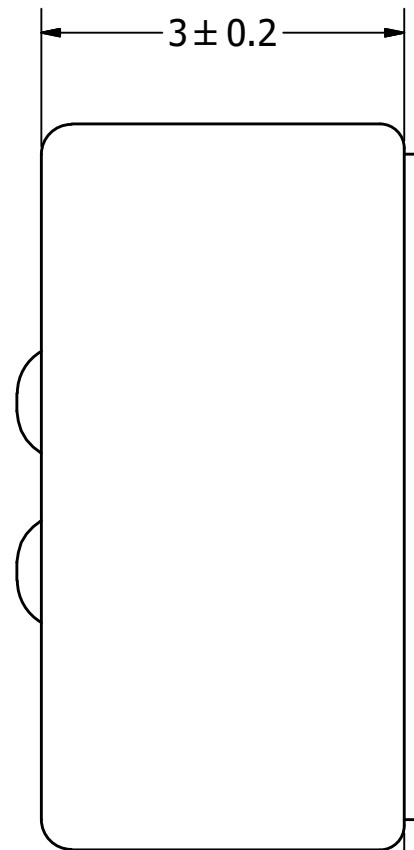
LTR	DESCRIPTION	DATE	APPROVED
-	RELEASED FROM ENGINEERING	1/31/2006	
A	ADDED TERMINAL POLARITY	2/5/2007	D.F.
B	REVISED TO INVENTOR 3-D DRAWING TEMPLATE	10/25/2010	B.R.
C	REVISED SPECIFICATIONS AND TERMINALS	9/1/2011	M.L.
D	REVISED SIGNAL TO NOISE RATIO	2/21/2020	M.V.



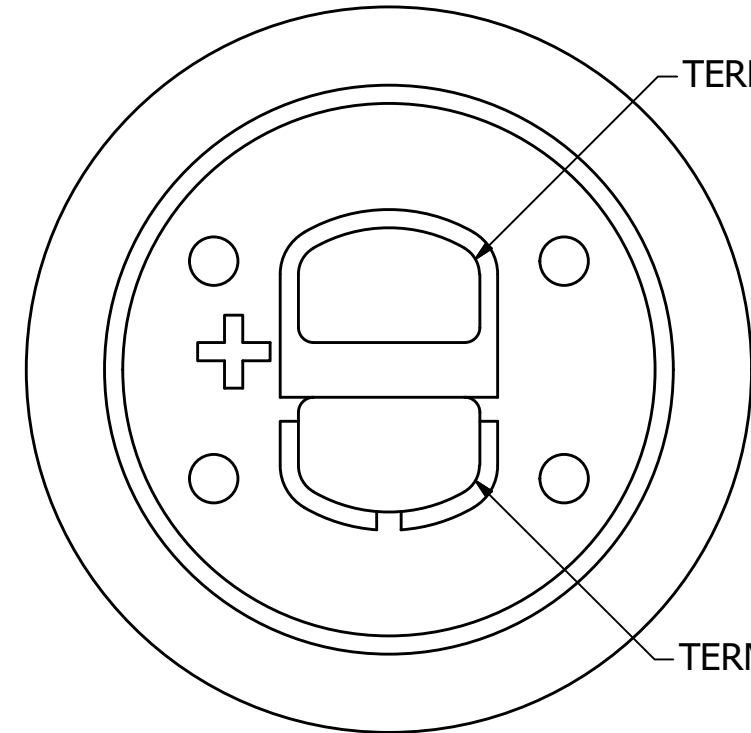
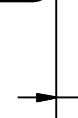
Ø6 ± 0.1



3 ± 0.2



0.2 ± 0.1




TERM 1 (+)

TERM 2 (-)

NOTES:

1. ALL DIMENSIONS ARE IN MILLIMETERS.
2. SPECIFICATIONS SUBJECT TO CHANGE OR WITHDRAWL WITHOUT NOTICE.
3. THIS PART IS RoHS 2011/65/EU COMPLIANT.

UNLESS OTHERWISE SPECIFIED: DIMENSIONS ARE IN MILLIMETERS, TOLERANCES ARE ±0.5 AND ANGLES ARE ±3°.	SIZE A3	Designed by	Date	Checked by	Date	Approved by	Date	Drawn Date	
		J.A.F.	1/31/2006	E.P.	1/31/2006	B.R.	1/31/2006	10/25/2010	
PUM-3046L-R.idw				PUM-3046L-R		Microphone		Edition -	Sheet 1 / 1