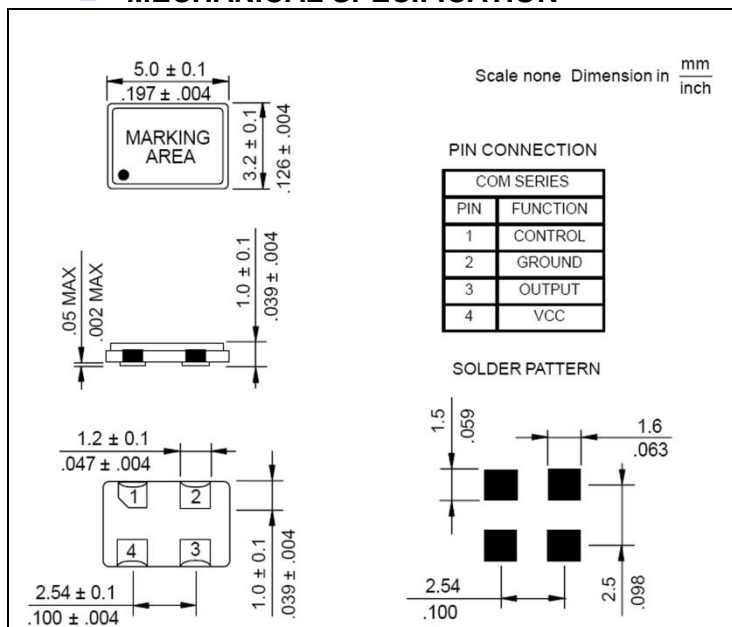


#### ELECTRICAL SPECIFICATION

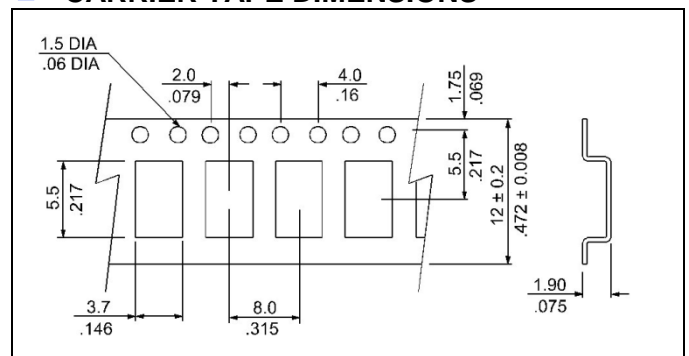
PARAMETER	SYMBOL	CONDITIONS	VALUE	UNIT
Nominal Frequency	$f_0$	Ta=25°C	16.000	MHz
Supply voltage range	V <sub>CC</sub>	---	3.3	VDC
Supply current, max	I <sub>S</sub>	Ta=25°C	20	mA
Operating temperature	Ta	---	-10 to +70	°C
Storage temperature	T(stg)	Absolute max	-55 ~ +125	°C
Frequency Tolerance	$\Delta f/f_0$	Inclusive of 25°C Tolerance and Changes due to Operating Temperature, Supply Voltage, Load, Aging, Shock and Vibration	±50	ppm
Output Voltage	V <sub>OL</sub>	Logic "0" Level	0.1 x V <sub>CC</sub>	VDC
	V <sub>OH</sub>	Logic "1" Level	0.9 x V <sub>CC</sub>	VDC
Output Load	---	CMOS Output	15	pF
Enable / Disable Function	E/D	Pin 1: N.C. (Open) or High	Pin 3 – Oscillation (Enabled)	
		Pin 1: Low	Pin 3 – High Impedance (Disabled)	
Symmetry (Duty Cycle)	DC	@50% V <sub>DD</sub>	45 to 55	%
Rise Time and Fall Time	tr / tf	@10% to 90% V <sub>DD</sub>	5	ns
Enable/Disable Time	---	---	100	nsec
Stand-by Current	I <sub>(std-by)</sub>	---	10	µA

#### MECHANICAL SPECIFICATION



NOTE: A capacitor of 0.01 µF between V<sub>CC</sub> and Ground is recommended

#### CARRIER TAPE DIMENSIONS



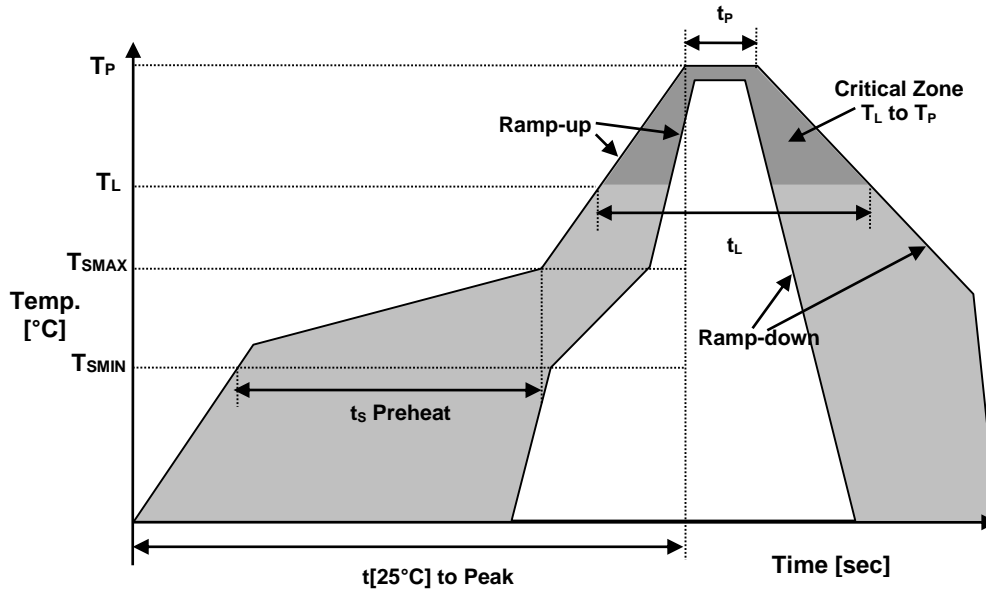
NOTE: REFER TO EIA-481 FOR DIMENSIONS NOT LISTED

#### PACKAGING

178 mm REEL DIAMETER  
24 mm TAPE WIDTH, 4 mm PITCH  
QUANTITY: 1000 PIECES PER REEL

IN ACCORDANCE WITH EIA-481

#### REFLOW PROFILE



Reflow profile		
Temperature Min Preheat	$T_{SMIN}$	150°C
Temperature Max Preheat	$T_{SMAX}$	200°C
Time ( $T_{SMIN}$ to $T_{SMAX}$ )	$t_s$	60-180 sec.
Temperature	$T_L$	217°C
Peak Temperature	$T_P$	260°C
Ramp-up rate	$R_{UP}$	3°C/sec max.
Ramp-down rate	$R_{DOWN}$	6°C/sec max.
Time within 5°C of Peak Temperature	$t_p$	10 sec.
Time $t_{[25^\circ\text{C}]}$ to Peak Temperature	$t_{[25^\circ\text{C}] \text{ to Peak}}$	480 sec.
Time	$t_L$	60-150 sec.

#### ENVIRONMENTAL

PARAMETER	VALUE
MOISTURE SENSITIVITY LEVEL	1
RoHS2	6/6 COMPLIANT & LEAD FREE
REACH-SVHC	COMPLIANT
HALOGEN-FREE	COMPLIANT
TERMINATION FINISH	Au



• MARKING

Rx16.00

•3Byw

x – Internal Production ID code

y – Year code

w – Week code

YEAR CODE	
Year	Code
2011	1
2012	2
2013	3
2014	4
2015	5
2016	6
2017	7
2018	8
2019	9

ALPHA WEEK CODE TABLE					
Week	Code	Week	Code	Week	Code
1	a	19	s	37	K
2	b	20	t	38	L
3	c	21	u	39	M
4	d	22	v	40	N
5	e	23	w	41	O
6	f	24	x	42	P
7	g	25	y	43	Q
8	h	26	z	44	R
9	i	27	A	45	S
10	j	28	B	46	T
11	k	29	C	47	U
12	l	30	D	48	V
13	m	31	E	49	W
14	n	32	F	50	X
15	o	33	G	51	Y
16	p	34	H	52	Z
17	q	35	I		
18	r	36	J		

• APPROVAL

RALTRON	
DRAWN BY:	KJackson, February 19, 2015
APPROVED BY:	KJackson, February 19, 2015
REVISION:	A, Initial Release