


### Description:

The ZV Series of low voltage varistors is designed to protect sensitive electronics devices against high voltage surges in the low voltage region. They offer excellent transient energy absorption due to improved energy volume distribution and power dissipation. Low voltage varistors cover wide DC operating voltage range from 14V to 170V. The ZVY Series is the same except for higher operating temperatures up to 150°C.

ZV varistors are typically applied to protect components at the circuit board level.



### Features:

- Nickel barrier terminations
- AC operating voltage (Vrms) from 11V to 130V
- DC operating voltage (Vdc) from 14V to 170V
- No plastic coating guarantees better flammability rating
- Bi-directional, low clamping voltages
- Broad range of current and energy handling capabilities
- +125°C continuous operating temperature, +150°C for ZVY
- Dimensional and weight savings on PC board
- AgPd end terminations also available
- ZVY high temperature product will have performance characteristics different from the ZV. Contact Stackpole for specific details.
- Contact Stackpole for larger reel inquiries
- Compliant with the requirements of AEC-Q200 (Grade 1)
- RoHS compliant by means of exemption 7c-I
- Halogen free
- REACH compliant

### Applications:

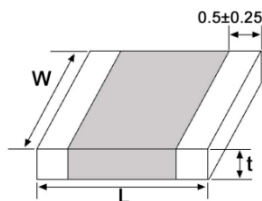
- ESD protection for components sensitive to IEC 1000-4-2, MIL-STD 883C Method 3015.7 and other industry specifications
- Suppression of inductive switching or other low to medium transient events at the circuit board level
- Provides on-board transient voltage protection of ICs and transistors
- Replace larger surface mount TVS Zeners in many applications
- Used to help achieve electromagnetic compliance of end products
- 6 model sizes available 0603, 0805, 1206, 1210, 1812 and 2220

General Technical Data	
Operating Temperature - ZV	-55 °C to +125 °C
Operating Temperature - ZVY	-55 °C to +150 °C
Storage Temperature Range	-55 °C to +150 °C
Threshold Voltage Temperature Coefficient	< +0.05% / °C
Response time	< 2 ns
Ag/Pd Terminations	Recommended and suitable for Pb-containing soldering
Nickel Barrier Terminations	Recommended and suitable for Pb-containing and Pb-free soldering

Standard Packaging Options / Quantities								
Series	Voltage Range (Vrms)	Chip Size						
		0603		0805		1206		
		180mm		180mm		180mm		
		7"		7"		7"		
		K	T	K	T	K	T	
ZV, ZVY	11 - 14	1000	4000	1000	4000	1000	4000	
	17	1000	3500	1000	3500	1000	2500	
	20 - 40	1000	3500	1000	3500	1000	2500	
	50 - 130	N/A	N/A	N/A	N/A	1000	2000	
	Voltage Range (Vrms)	Chip Size						
		1210		1812		2220		
		180mm		180mm		180mm		
		7"		7"		7"		
			K	T	K	T	K	T
		11 - 14	1000	4000	1000	1500	1000	1500
		17	1000	2500	1000	1500	1000	1500
		20 - 40	1000	2500	N/A	1000	N/A	1000
		50 - 130	1000	2000	N/A	1000	N/A	1000

Contact Stackpole for larger reel inquiries.

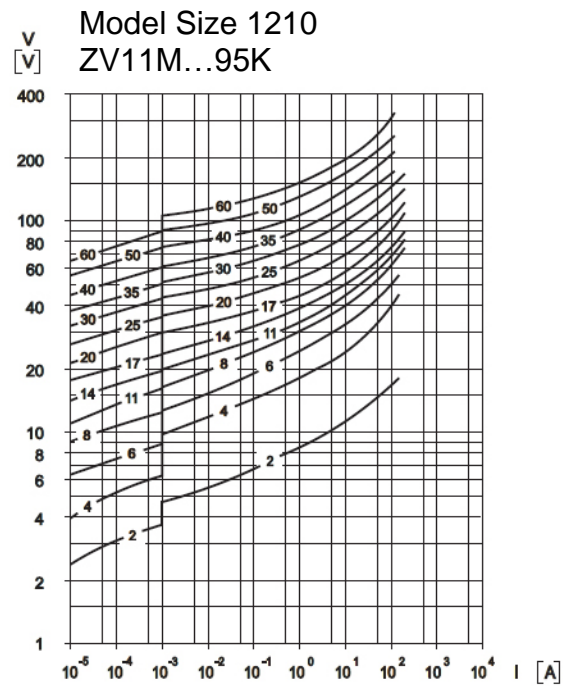
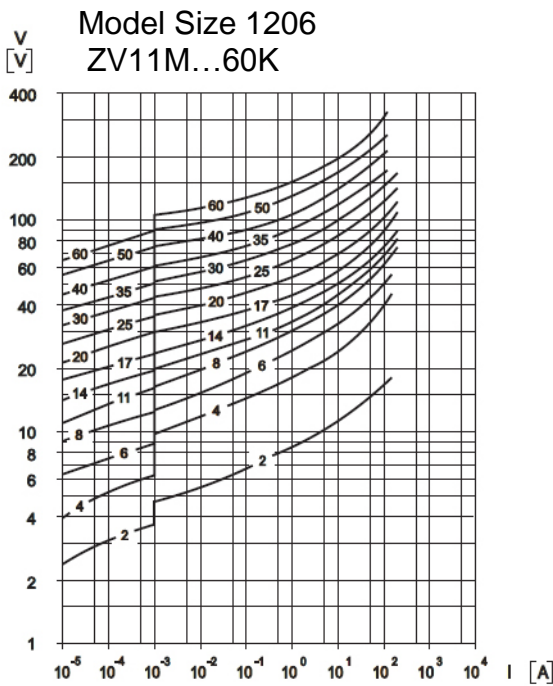
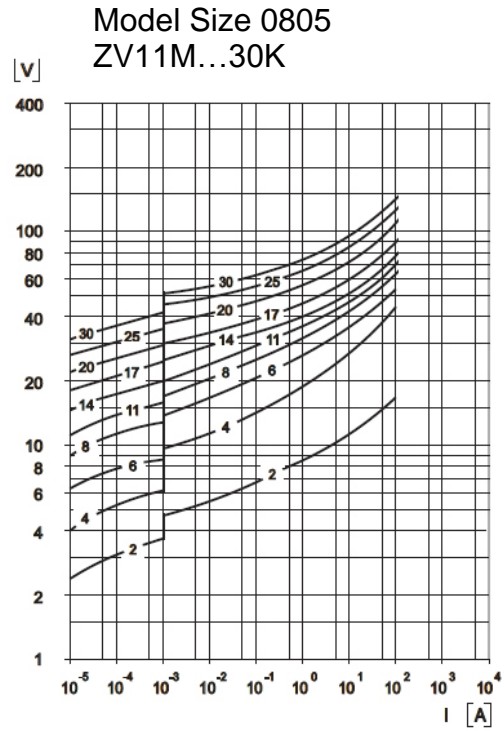
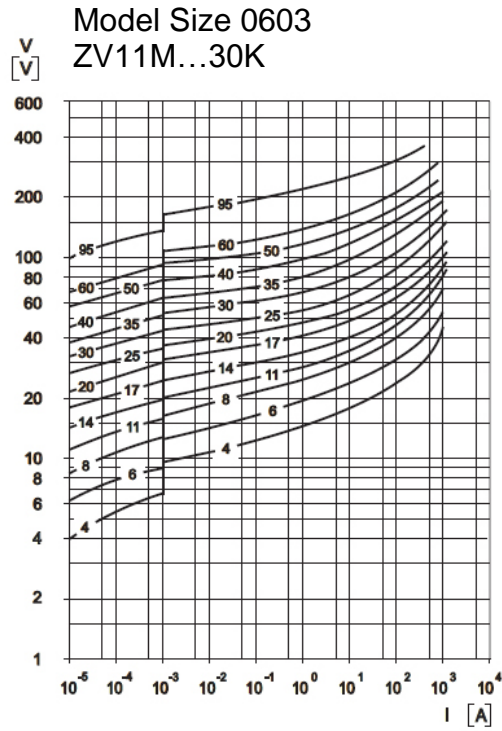
## Device Ratings and Dimensions



Part Number	V <sub>RMS</sub> (volts)	V <sub>DC</sub> (volts)	V <sub>N</sub> (1 mA) (volts)	V <sub>C</sub> (volts)	I <sub>C</sub> (8/20 uSec) (amps)	W <sub>MAX</sub> (10/1000 uSec) (joules)	P <sub>MAX</sub> (watts)	I <sub>MAX</sub> (8/20 uSec) (amps)	C <sub>TYP</sub> (@ 1 kHz) (pF)	L <sub>TYP</sub> (100 mA/nSec) (nH)	L (mm)	W (mm)	t <sub>MAX</sub> (mm)
ZV11K0603...300	11	14	18	33	1	0.2	0.003	30	210	1	1.60 ± 0.20	0.80 ± 0.10	0.95
ZV11K0805...121	11	14	18	33	1	0.3	0.005	120	400	1.5	2.00 ± 0.25	1.25 ± 0.20	0.80
ZV11K1206...201	11	14	18	33	1	0.6	0.008	200	1300	1.8	3.20 ± 0.30	1.60 ± 0.20	0.85
ZV11K1210...401	11	14	18	33	3	1.3	0.01	400	2600	1.8	3.20 ± 0.30	2.50 ± 0.25	0.85
ZV11K1812...801	11	14	18	33	5	2	0.015	800	5100	2.5	4.70 ± 0.40	3.20 ± 0.30	1.25
ZV11K2220...122	11	14	18	33	10	5.5	0.02	1200	12000	3	5.70 ± 0.50	5.00 ± 0.40	1.25
ZV14K0603...300	14	18	22	38	1	0.3	0.003	30	195	1	1.60 ± 0.20	0.80 ± 0.10	0.95
ZV14K0805...121	14	18	22	38	1	0.4	0.005	120	355	1.5	2.00 ± 0.25	1.25 ± 0.20	0.80
ZV14K1206...201	14	18	22	38	1	0.6	0.008	200	950	1.8	3.20 ± 0.30	1.60 ± 0.20	0.85
ZV14K1210...401	14	18	22	38	3	1.6	0.01	400	2000	1.8	3.20 ± 0.30	2.50 ± 0.25	0.85
ZV14K1812...801	14	18	22	38	5	2.4	0.015	800	4200	2.5	4.70 ± 0.40	3.20 ± 0.30	1.25
ZV14K2220...122	14	18	22	38	10	6	0.02	1200	9400	3	5.70 ± 0.50	5.00 ± 0.40	1.25
ZV17K0603...300	17	22	27	44	1	0.3	0.003	30	185	1	1.60 ± 0.20	0.80 ± 0.10	0.95
ZV17K0805...121	17	22	27	44	1	0.4	0.005	120	315	1.5	2.00 ± 0.25	1.25 ± 0.20	1.05
ZV17K1206...201	17	22	27	44	1	0.7	0.008	200	740	1.8	3.20 ± 0.30	1.60 ± 0.20	1.25
ZV17K1210...401	17	22	27	44	3	1.8	0.01	400	1700	1.8	3.20 ± 0.30	2.50 ± 0.25	1.35
ZV17K1812...801	17	22	27	44	5	2.8	0.015	800	3500	2.5	4.70 ± 0.40	3.20 ± 0.30	1.25
ZV17K2220...122	17	22	27	44	10	7.5	0.02	1200	7700	3	5.70 ± 0.50	5.00 ± 0.40	1.25

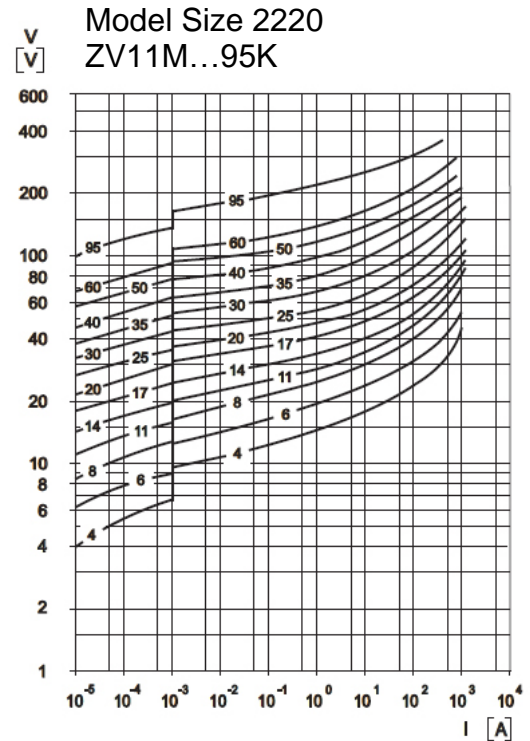
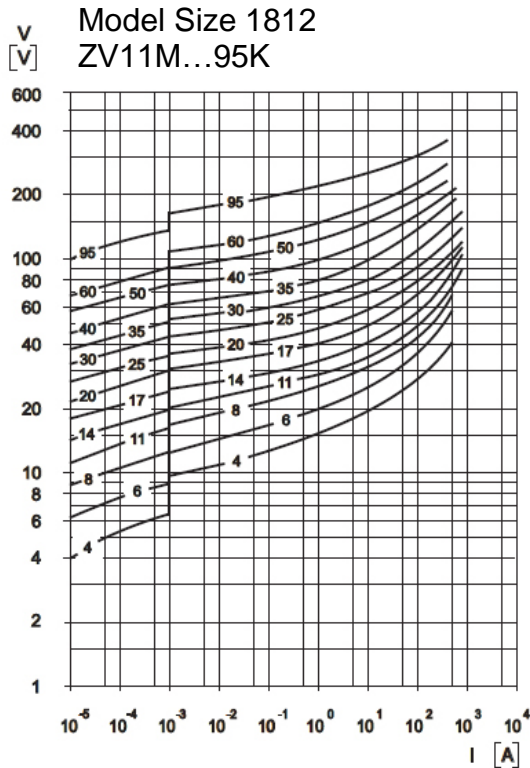
Device Ratings and Dimensions (cont.)													
Part Number	V <sub>RMS</sub> (volts)	V <sub>DC</sub> (volts)	V <sub>N</sub> (1 mA) (volts)	V <sub>C</sub> (volts)	I <sub>C</sub> (8/20 uSec) (amps)	W <sub>MAX</sub> (10/1000 uSec) (joules)	P <sub>MAX</sub> (watts)	I <sub>MAX</sub> (8/20 uSec) (amps)	C <sub>TYP</sub> (@ 1 kHz) (pF)	L <sub>TYP</sub> (100 mA/nSec) (nH)	L (mm)	W (mm)	t <sub>MAX</sub> (mm)
ZV20K0603...300	20	26	33	54	1	0.3	0.003	30	175	1	1.60 ± 0.20	0.80 ± 0.10	0.95
ZV20K0805...121	20	26	33	54	1	0.4	0.005	120	290	1.5	2.00 ± 0.25	1.25 ± 0.20	1.05
ZV20K1206...201	20	26	33	54	1	0.8	0.008	200	620	1.8	3.20 ± 0.30	1.60 ± 0.20	1.25
ZV20K1210...401	20	26	33	54	3	2	0.01	400	1400	1.8	3.20 ± 0.30	2.50 ± 0.25	1.35
ZV20K1812...801	20	26	33	54	5	3	0.015	800	3000	2.5	4.70 ± 0.40	3.20 ± 0.30	1.55
ZV20K2220...122	20	26	33	54	10	8	0.02	1200	6500	3	5.70 ± 0.50	5.00 ± 0.40	1.45
ZV25K0603...300	25	31	39	65	1	0.1	0.003	30	165	1	1.60 ± 0.20	0.80 ± 0.10	0.95
ZV25K0805...121	25	31	39	65	1	0.2	0.005	120	260	1.5	2.00 ± 0.25	1.25 ± 0.20	1.05
ZV25K1206...201	25	31	39	65	1	1	0.008	200	510	1.8	3.20 ± 0.30	1.60 ± 0.20	1.25
ZV25K1210...401	25	31	39	65	3	1.8	0.01	400	1060	1.8	3.20 ± 0.30	2.50 ± 0.25	1.45
ZV25K1812...801	25	31	39	65	5	3.9	0.015	800	2300	2.5	4.70 ± 0.40	3.20 ± 0.30	1.55
ZV25K2220...122	25	31	39	65	10	9.5	0.02	1200	5000	3	5.70 ± 0.50	5.00 ± 0.40	1.45
ZV30K0603...300	30	38	47	77	1	0.1	0.003	30	160	1	1.60 ± 0.20	0.80 ± 0.10	0.95
ZV30K0805...121	30	38	47	77	1	0.2	0.005	120	230	1.5	2.00 ± 0.25	1.25 ± 0.20	1.05
ZV30K1206...201	30	38	47	77	1	1.2	0.008	200	450	1.8	3.20 ± 0.30	1.60 ± 0.20	1.25
ZV30K1210...301	30	38	47	77	3	2.1	0.01	300	850	1.8	3.20 ± 0.30	2.50 ± 0.25	1.45
ZV30K1812...801	30	38	47	77	5	4.4	0.015	800	1800	2.5	4.70 ± 0.40	3.20 ± 0.30	1.55
ZV30K2220...122	30	38	47	77	10	12.2	0.02	1200	4000	3	5.70 ± 0.50	5.00 ± 0.40	1.45
ZV35K1206...121	35	45	56	90	1	0.6	0.008	120	400	1.8	3.20 ± 0.30	1.60 ± 0.20	1.25
ZV35K1210...251	35	45	56	90	3	2.2	0.01	250	670	1.8	3.20 ± 0.30	2.50 ± 0.25	1.45
ZV35K1812...601	35	45	56	90	5	4.2	0.015	600	1340	2.5	4.70 ± 0.40	3.20 ± 0.30	1.55
ZV35K2220...102	35	45	56	90	10	7.6	0.02	1000	3000	3	5.70 ± 0.50	5.00 ± 0.40	1.45
ZV40K1206...121	40	56	68	110	1	0.8	0.008	120	370	1.8	3.20 ± 0.30	1.60 ± 0.20	1.25
ZV40K1210...251	40	56	68	110	3	2.4	0.01	250	570	1.8	3.20 ± 0.30	2.50 ± 0.25	1.45
ZV40K1812...601	40	56	68	110	5	4.8	0.015	600	1000	2.5	4.70 ± 0.40	3.20 ± 0.30	1.55
ZV40K2220...102	40	56	68	110	10	9.2	0.02	1000	2200	3	5.70 ± 0.50	5.00 ± 0.40	1.45
ZV50K1206...121	50	65	82	135	1	0.8	0.008	120	340	1.8	3.20 ± 0.30	1.60 ± 0.20	1.65
ZV50K1210...251	50	65	82	135	3	1.7	0.01	250	470	1.8	3.20 ± 0.30	2.50 ± 0.25	1.75
ZV50K1812...401	50	65	82	135	5	4.8	0.015	400	710	2.5	4.70 ± 0.40	3.20 ± 0.30	1.85
ZV50K2220...801	50	65	82	135	10	5.8	0.02	800	1500	3	5.70 ± 0.50	5.00 ± 0.40	1.85
ZV60K1206...121	60	85	100	165	1	0.9	0.008	120	330	1.8	3.20 ± 0.30	1.60 ± 0.20	1.65
ZV60K1210...251	60	85	100	165	3	2.2	0.01	250	390	1.8	3.20 ± 0.30	2.50 ± 0.25	1.75
ZV60K1812...401	60	85	100	165	5	5.8	0.015	400	580	2.5	4.70 ± 0.40	3.20 ± 0.30	1.85
ZV60K2220...801	60	85	100	165	10	6.2	0.02	800	1000	3	5.70 ± 0.50	5.00 ± 0.40	1.85
ZV75K1206...121	75	100	120	200	1	0.9	0.008	120	240	1.8	3.20 ± 0.30	1.60 ± 0.20	1.70
ZV75K1210...251	75	100	120	200	3	2.2	0.01	250	330	1.8	3.20 ± 0.30	2.50 ± 0.25	1.80
ZV75K1812...401	75	100	120	200	5	5.8	0.015	400	440	2.5	4.70 ± 0.40	3.20 ± 0.30	1.90
ZV75K2220...801	75	100	120	200	10	6.2	0.02	800	700	3	5.70 ± 0.50	5.00 ± 0.40	1.90
ZV95K1210...201	95	125	150	250	3	2.6	0.01	200	240	1.8	3.20 ± 0.30	2.50 ± 0.25	1.80
ZV95K1812...301	95	125	150	250	5	5.2	0.015	300	340	2.5	4.70 ± 0.40	3.20 ± 0.30	1.90
ZV95K2220...501	95	125	150	250	10	7.4	0.02	500	600	3	5.70 ± 0.50	5.00 ± 0.40	1.90
ZV115K1210...201	115	150	180	300	3	2.6	0.01	200	200	1.8	3.20 ± 0.30	2.50 ± 0.25	1.80
ZV115K1812...301	115	150	180	300	5	5.2	0.015	300	310	2.5	4.70 ± 0.40	3.20 ± 0.30	1.90
ZV115K2220...501	115	150	180	300	10	7.4	0.02	500	560	3	5.70 ± 0.50	5.00 ± 0.40	1.90
ZV130K1210...201	130	170	205	340	3	2.6	0.01	200	150	1.8	3.20 ± 0.30	2.50 ± 0.25	1.80
ZV130K1812...301	130	170	205	340	5	5.2	0.015	300	240	2.5	4.70 ± 0.40	3.20 ± 0.30	1.90
ZV130K2220...501	130	170	205	340	10	7.4	0.02	500	500	3	5.70 ± 0.50	5.00 ± 0.40	1.90

## Protection Level



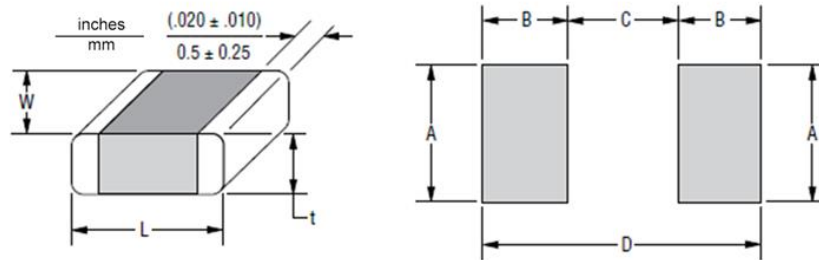
(With the worst-case condition in the tolerance region)

## Protection Level



(With the worst-case condition in the tolerance region)

## Recommended Pad Layout



Size	L	W	t(Max)	A	B	C	D	Unit
0603	0.063 ± 0.008	0.031 ± 0.004	0.039	0.039	0.039	0.024	0.102	inches
	1.60 ± 0.20	0.80 ± 0.10	1.00	1.00	1.00	0.60	2.60	mm
0805	0.079 ± 0.010	0.049 ± 0.008	0.043	0.055	0.047	0.039	0.134	inches
	2.00 ± 0.25	1.25 ± 0.20	1.10	1.40	1.20	1.00	3.40	mm
1206	0.126 ± 0.012	0.063 ± 0.008	0.063	0.071	0.047	0.083	0.177	inches
	3.20 ± 0.30	1.60 ± 0.20	1.60	1.80	1.20	2.10	4.50	mm
1210	0.126 ± 0.012	0.098 ± 0.010	0.071	0.110	0.047	0.083	0.177	inches
	3.20 ± 0.30	2.50 ± 0.25	1.80	2.80	1.20	2.10	4.50	mm
1812	0.185 ± 0.016	0.126 ± 0.012	0.075	0.142	0.059	0.126	0.244	inches
	4.70 ± 0.40	3.20 ± 0.30	1.90	3.60	1.50	3.20	6.20	mm
2220	0.224 ± 0.020	0.197 ± 0.016	0.075	0.217	0.059	0.165	0.283	inches
	5.70 ± 0.50	5.00 ± 0.40	1.90	5.50	1.50	4.20	7.20	mm



## RoHS Compliance

Stackpole Electronics has joined the worldwide effort to reduce the amount of lead in electronic components and to meet the various regulatory requirements now prevalent, such as the European Union's directive regarding "Restrictions on Hazardous Substances" (RoHS 3). As part of this ongoing program, we periodically update this document with the status regarding the availability of our compliant components. All our standard part numbers are compliant to EU Directive 2011/65/EU of the European Parliament as amended by Directive (EU) 2015/863/EU as regards the list of restricted substances.

RoHS Compliance Status						
Standard Product Series	Description	Package / Termination Type	Standard Series RoHS Compliant	Lead-Free Termination Composition	Lead-Free Mfg. Effective Date (Std Product Series)	Lead-Free Effective Date Code (YY/WW)
ZV/ZVY	Standard Low Voltage SMD Varistor	SMD	YES <sup>(1)</sup>	Proprietary Barrier Termination (special designation "N") for lead-free assembly; AgPd for Pb-containing assembly	Always	Always

Note (1): RoHS Compliant by means of exemption 7c-I

## "Conflict Metals" Commitment

We at Stackpole Electronics, Inc. are joined with our industry in opposing the use of metals mined in the "conflict region" of the eastern Democratic Republic of the Congo (DRC) in our products. Recognizing that the supply chain for metals used in the electronics industry is very complex, we work closely with our own suppliers to verify to the extent possible that the materials and products we supply do not contain metals sourced from this conflict region. As such, we are in compliance with the requirements of Dodd-Frank Act regarding Conflict Minerals.

## Compliance to "REACH"

We certify that all passive components supplied by Stackpole Electronics, Inc. are SVHC (Substances of Very High Concern) free and compliant with the requirements of EU Directive 1907/2006/EC, "The Registration, Evaluation, Authorization and Restriction of Chemicals", otherwise referred to as REACH. Contact us for complete list of REACH Substance Candidate List.

## Environmental Policy

It is the policy of Stackpole Electronics, Inc. (SEI) to protect the environment in all localities in which we operate. We continually strive to improve our effect on the environment. We observe all applicable laws and regulations regarding the protection of our environment and all requests related to the environment to which we have agreed. We are committed to the prevention of all forms of pollution.

## How to Order

