

Control interface unit

IC-KP2-2HB17-2V1D



- LED status indicator of bus communication and read/write heads
- Network loop through by means of integrated 2 port switch
- Max. 2 read/write heads can be connected
- Alternatively 1 read/write head and 1 trigger sensor can be connected

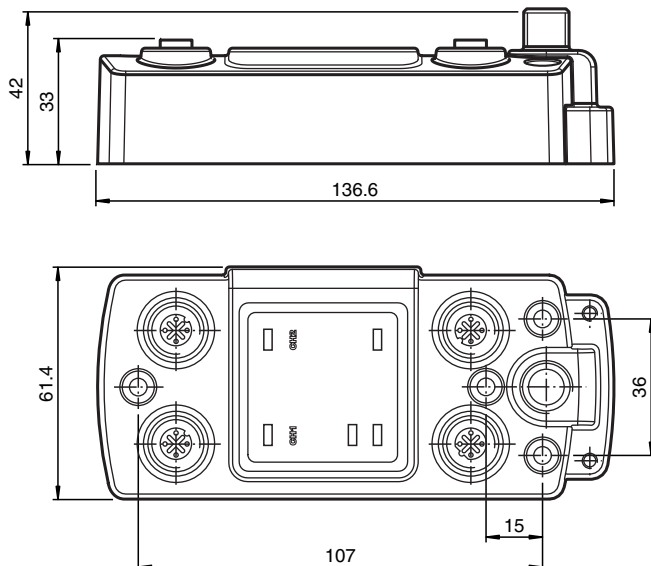
IDENTControl Compact control interface with Ethernet interface for TCP/IP, PROFINET, EtherNet/IP, and MODBUS TCP protocols



Function

The RFID identification system IDENTControl Compact from Pepperl+Fuchs offers a vast number of benefits compared to other systems, thanks to its innovative design. The control interfaces IDENTControl and IDENTControl Compact make up the core of the system. With its integrated interfaces to all commercially available fieldbus systems such as PROFIBUS, PROFINET, Ethernet, EtherCAT, CC-Link, serial connections (RS 232 or RS 485) and numerous connection options for read/write heads available for frequency ranges LF, HF and UHF, the IDENTControl Compact control interface can be easily and flexibly adapted to your requirements. LEDs on the front of the housing indicate bus communication, connected read/write heads and active read/write commands. Reliability of the application is further increased by using trigger sensors. The system is equally suited for use in control cabinets and field use in IP67. The interface to the higher-level fieldbus is integrated in the housing, and all connections are designed such that they are pluggable. This enables simple installation and quick, problem-free replacement in case of device failure. The consistent EMC design, with metal housing, grounding and shielded wires, offers a high degree of reliability.

Dimensions



Technical Data

General specifications

Refer to "General Notes Relating to Pepperl+Fuchs Product Information".

Pepperl+Fuchs Group
www.pepperl-fuchs.com

USA: +1 330 486 0001
fa-info@us.pepperl-fuchs.com

Germany: +49 621 776 1111
fa-info@de.pepperl-fuchs.com

Singapore: +65 6779 9091
fa-info@sg.pepperl-fuchs.com

 PEPPERL+FUCHS

Technical Data

Number of read/write heads		max. 2 alternatively 1 read/write head and 1 trigger sensor
UL File Number		E87056
Functional safety related parameters		
MTTF _d		140 a
Mission Time (T _M)		10 a
Diagnostic Coverage (DC)		0 %
Indicators/operating means		
LED Link/Traffic		green: network connection yellow: flashes in rhythm with the transmitted data
LEDs 1, 2		Status indicator for read/write heads green: command at read/write head active yellow: approx. 1 second long, if command was successfully executed
LEDs CH1, CH2		green: read head detected red: Configuration error
LED PWR/ERR		green: power on yellow: system is starting red: PROFINET bus failure
Rotary switch		Address setting
Electrical specifications		
Rated operating voltage	U _e	20 ... 30 V DC , PELV
Ripple		≤ 10 % at 30 V DC
Current consumption		≤ 4 A incl. read/write heads
Power consumption	P ₀	3.5 W Without read/write heads
Galvanic isolation		basic insulation acc. to DIN EN 50178, rated insulation voltage of 50 V _{eff}
Interface 1		
Physical		Ethernet
Protocol		SMTP HTTP TCP/IP (Port 10000) MODBUS/TCP EtherNet/IP PROFINET IO
Transfer rate		10 MBit/s or 100 MBit/s
Interface 2		
Physical		Ethernet
Protocol		SMTP HTTP TCP/IP (Port 10000) MODBUS/TCP EtherNet/IP PROFINET IO
Transfer rate		10 MBit/s or 100 MBit/s
Directive conformity		
Electromagnetic compatibility		
Directive 2014/30/EU		EN 61000-6-2 EN 61000-6-4
RoHS		
Directive 2011/65/EU (RoHS)		IEC/EN 63000
Standard conformity		
Degree of protection		IEC 60529
Ambient conditions		
Ambient temperature		-25 ... 70 °C (-13 ... 158 °F)
Storage temperature		-40 ... 85 °C (-40 ... 185 °F)
Climatic conditions		air humidity max. 96 % Salt spray resistant to EN 60068-2-52
Shock and impact resistance		Oscillation (Sine): 5 g, 10 - 1000 Hz to EN 60068-2-6 Shock (Half-sine): 30 g, 11 ms in accordance with EN 60068-2-27
Mechanical specifications		
Housing length		137 mm
Housing width		62 mm

Release date: 2022-12-15 Date of issue: 2022-12-15 Filename: 200877_eng.pdf

Refer to "General Notes Relating to Pepperl+Fuchs Product Information".

 Pepperl+Fuchs Group
www.pepperl-fuchs.com

 USA: +1 330 486 0001
fa-info@us.pepperl-fuchs.com

 Germany: +49 621 776 1111
fa-info@de.pepperl-fuchs.com

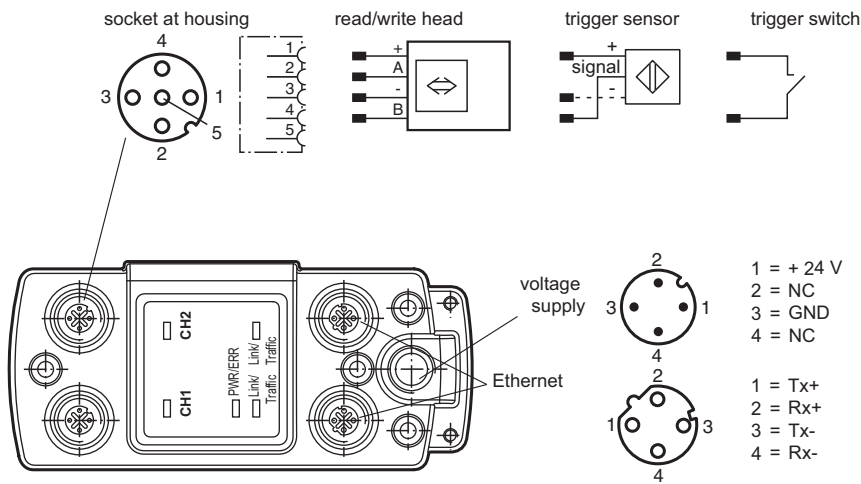
 Singapore: +65 6779 9091
fa-info@sg.pepperl-fuchs.com

 **PEPPERL+FUCHS**

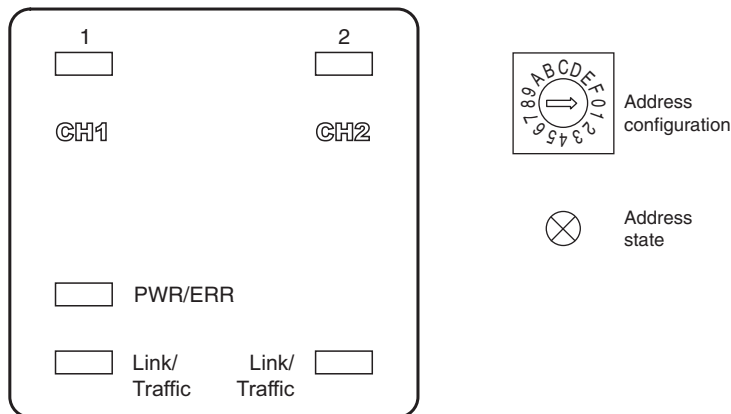
Technical Data

Housing height	42 mm
Degree of protection	IP67
Connection	Read/write heads: shielded, 4-pin, M12 connector Power supply: M12 connector Protective earth: M4 earthing screw Ethernet: M12 plug connection
Material	
Housing	powder coated aluminum
Installation	screw fixing
Mass	approx. 300 g

Connection



Assembly







Accessories

	V1-G-2M-PUR-ABG-V1-W	Cordset M12 socket straight to M12 plug angled A-coded, 4-pin, PUR cable grey, shielded
	V1-G-10M-PUR-ABG-V1-W	Cordset M12 socket straight to M12 plug angled A-coded, 4-pin, PUR cable grey, shielded

Release date: 2022-12-15 Date of issue: 2022-12-15 Filename: 200877_eng.pdf

Refer to "General Notes Relating to Pepperl+Fuchs Product Information".

Accessories

	ICZ-MH05-SACB-8	Mounting aid for DIN rail
	V1SD-G-5M-PUR-ABG-V45-G	Connection cable, M12 to RJ-45, PUR cable 4-pin, CAT5e
	V1-G-5M-PUR-ABG-V1-W	Cordset M12 socket straight to M12 plug angled A-coded, 4-pin, PUR cable grey, shielded
	V1-G-5M-PUR-ABG	Female cordset single-ended M12 straight A-coded, 4-pin, PUR cable grey, shielded