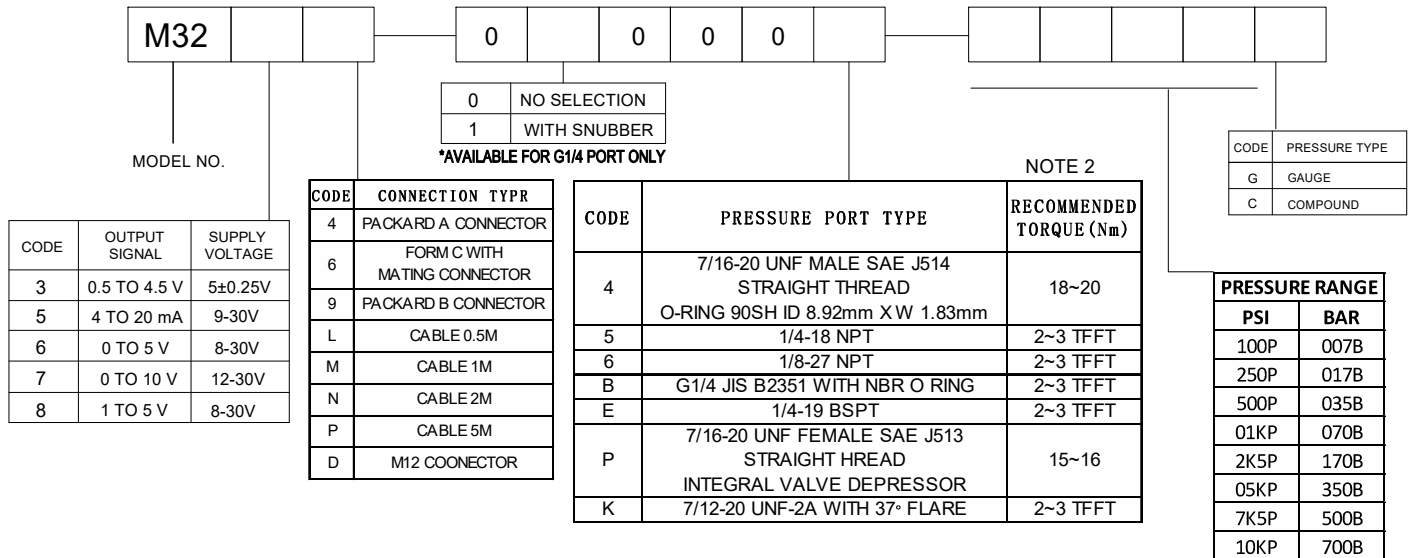
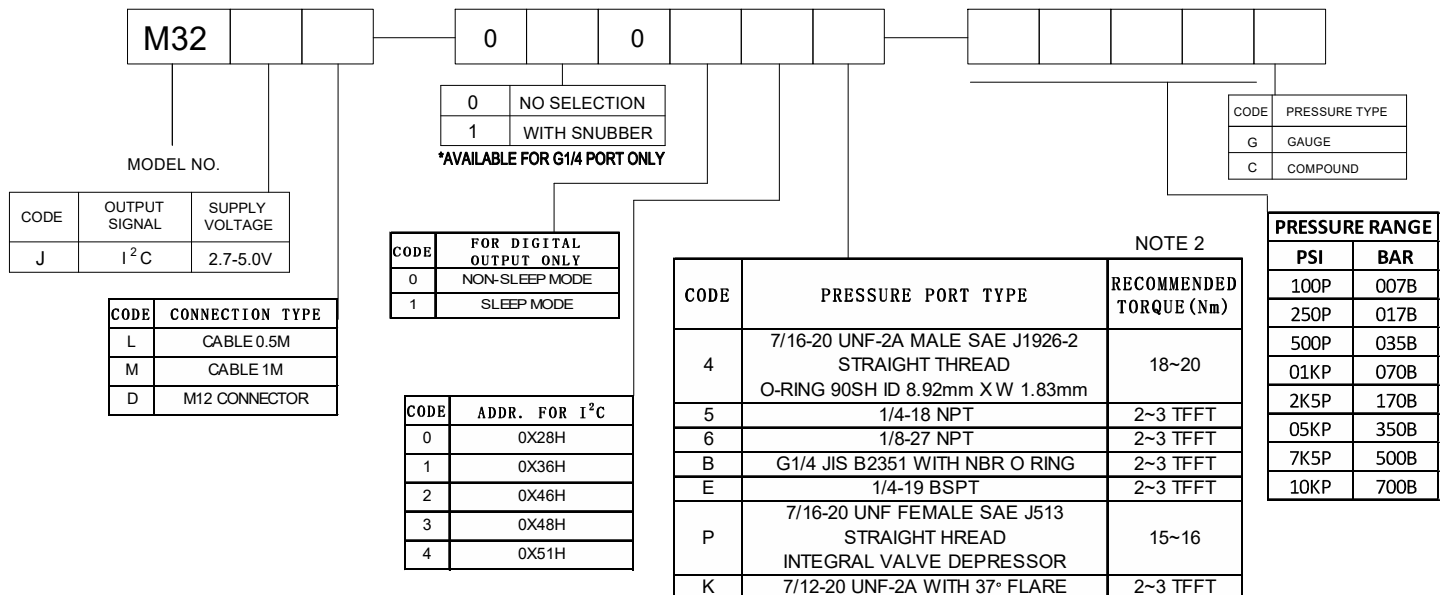


M3200 STANDARD TRANSDUCER MATRIX

ANALOG OUTPUT



DIGITAL OUTPUT



CONNECTION TYPES

CONNECTION	DESCRIPTION	MATING HOUSING P/N	MATING TERMINAL P/N	MATING RUBBER SEAL P/N
PACKARD	3-PIN METRI-PACK 150	12078090	12103881, QTY 3	-
FORM C	INDUSTRIAL STANDARD 9.4MM FORM C	HIRSCHMANN 933 024-100, OR, ATAM KD046000B7 (SEAL INCL.)	-	HIRSCHMANN 730 185-002
Cable	4-WIRE, 22 AWG, SHIELDED, PVC JACKET, 105 DEGC	-	-	-
M12	BINDER SERIES 713, 09 0439 387 04 OR EQUIV	4-POS FEMALE CONNETOR	-	-

PRESSURE TRANSDUCER INSTALLATION MANUAL



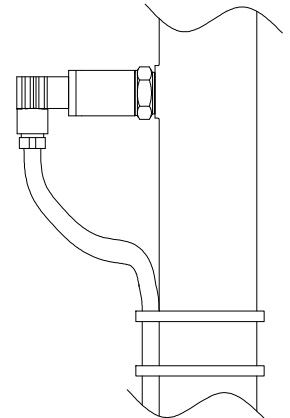
Wiring Connection

Connection type	Current Output	Voltage Output
PACKARD A CONNECTOR 	 Pin A: +Supply Pin B: -Supply	 Pin A: +Supply Pin B: Common Pin C: +Output
PACKARD B CONNECTOR 	 Pin A: -Supply Pin B: +Supply	 Pin A: Common Pin B: +Supply Pin C: +Output
CONNECTOR FORM C 	 Pin 1: +Supply Pin 2: -Supply Pin 3: NC Pin 4: NC	 Pin 1: +Supply Pin 2: Common Pin 3: +Output Pin 4: NC
CABLE RED BLK GRN WHT	 ① Red: +Supply ② Black: -Supply	 ① Red: +Supply ② Black: Common ③ White: +Output
M12 	 Pin 1: +Supply Pin 2: NC Pin 3: -Supply Pin 4: NC	 Pin 1: +Supply Pin 2: +Output Pin 3: Common Pin 4: NC
I²C OUTPUT		
CABLE RED BLK GRN WHT	 ① Red: +Supply ③ Green Output SDA ② Black: -Supply ④ White Output SCL	M12 Pin 1: +Supply Pin 2: SCL Pin 3: -Supply Pin 4: SDA



Precautions

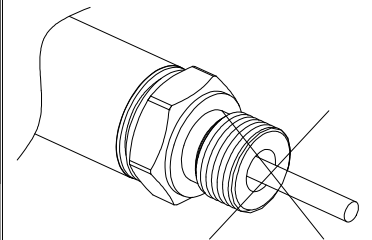
Before installation, please verify that the product matches its intended use, especially the pressure fitting, pressure range, electrical specification and connection.



Can be mounted horizontal or vertical, with pressure port facing downwards. Plug the cable facing downwards to prevent water collection in the cable entry.

Mount transducer before fasten the cable to prevent cable twisting.

Sensitive diaphragm inside. Do not stick anything into the pressure port.

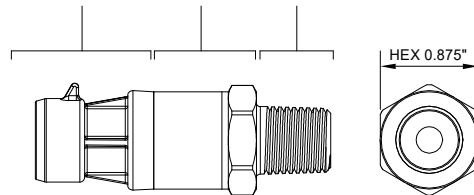


WEATHER-PROOF RATING

CONNECTION	IP CODE
PACKARD	IP66
FORM C	IP65
CABLE	IP67
M12	IP67

OUTLINE M3200

CONNECTION TYPE SENSOR PORT TYPE



NOTES:

1. NC PINS ARE FOR FACTORY USE ONLY. CUSTOMER SHALL NOT USE THESE CONNECTIONS!
2. TORQUE DEPENDS ON DIFFERENT PARAMETERS SUCH AS SEALING MATERIAL, MATING MATERIAL, THREAD LUBRICATION AND PRESSURE LEVEL. TFFT MEANS TURNS FROM FINGER TIGHT.
3. FOR CABLE CONNECTION, THE DRAIN WIRE IS TERMINATED TO THE PRESSURE PORT INSIDE THE TRANSMITTER.
4. CUSTOMERS ARE RECOMMENDED TO USE SHIELDED CABLE WHEN POSSIBLE FOR BEST SIGNAL STABILITY.
5. THE "INSTRUCTIONS" MAY NOT BE ALL APPLICABLE TO CUSTOMER SPECIALS. BE CAUTIOUS ON THE DIFFERENCES ESPECIALLY WIRING.
6. FOR MORE PRODUCT INFORMATION, PLEASE REFER TO OUR WEBSITE: WWW.TE.COM