

Handle series FG8

Functional handle in allmetal design with illuminated push buttons for higher switching currents.

Material and surface:

Tube \varnothing 35 x 2 mm of stainless steel, material no. 1.4301; fine ground. Handle shanks and housing of push buttons made of aluminium, vibratory ground and natural colour anodized with dull bright finish.

Function elements:

2 push buttons with micro-switch up to 1 A and red resp. green illuminated ring.

Type FG8-05 with additional emergency stop (2 NC contacts).

Connection:

8 resp. 12-pole, coupling with 10 m ready made cable available as accessories.

Protection class:

IP 65 (with the coupling attached).

Note:

Other handle lengths as well as illuminated emergency stop on request.




Typ FG8-02.R





Typ FG8-05.R
with emergency stop



Typ FG8-00.L
Counter-handle



Spinning Center

	Typ FG8-02 with 2 push buttons	FG8-05	Typ FG8-00
	without emergency stop	with emergency stop	Counter-handle without switch element
Version of handle shanks	Order no.	Order no.	Order no.
left	 FG8-02.L350.11	FG8-05.L350.11	FG8-00.350.11
right	 FG8-02.R350.11	FG8-05.R350.11	FG8-00.350.11

Handle accessories

Coupling with cable



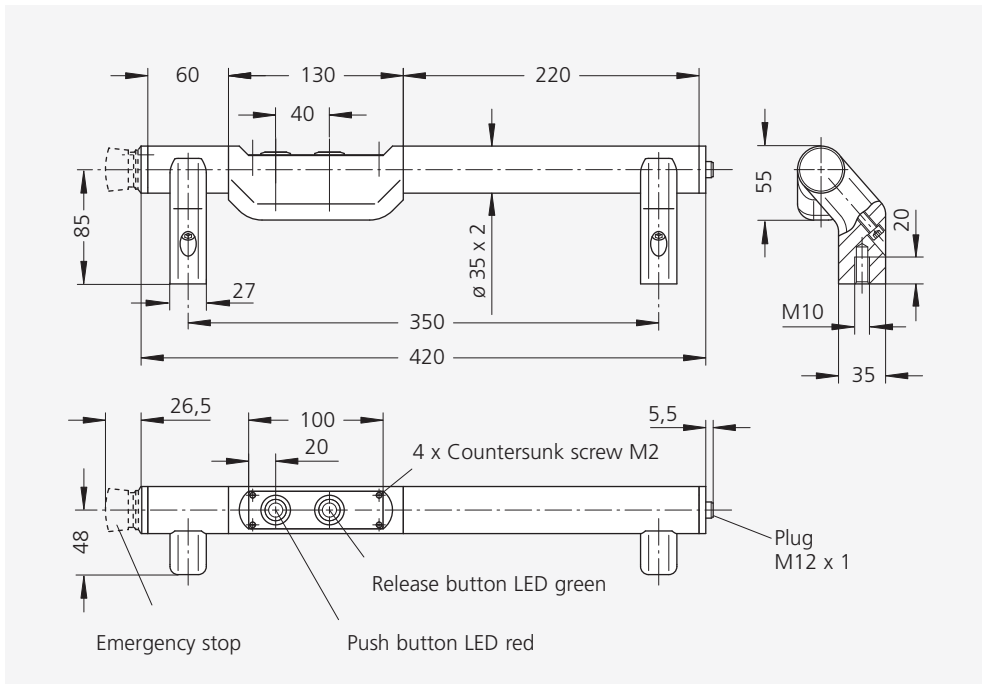
8-pole (M12 x 1)	12-pole (M12 x 1)
---------------------	----------------------

L	Order no.	Order no.
10 m	FZ-KS.G08.10	FZ-KS.G12.10



Connection





Technical data

Typ	FG8-02	FG8-05
	with 2 push buttons	add. emergency stop
(2 Öffner) Emergency stop (2 NC contacts)	without	
Push button LED red (1 change-over contact)		
Push button LED green (1 NO contact)		
Emergency stop	-	1-42 V AC/DC 100 mA
Push buttons	24 V AC max. 1 A	
Operating voltage LED	24 V DC (12 V DC optional)	
Connection type	8-pole M12 x 1	12-pole M12 x 1
Connector assignment (Plug side view)		



Door solenoid tumbler see page 304–305.