

# CLTR24N-40

Premium Performance 40 Watt  
2x4 Center Basket



Project:	
Type:	
Catalog #:	



## STANDARD



The premium-performance CLTR24N is a 2' x 4' LED center basket luminaire, which offers industry-leading lumens per watt (LPW) and *DLC Premium* listed. The CLTR24N is designed as a direct replacement for 2' x 4' fluorescent luminaires installed in grid ceilings. It is designed to deliver general ambient lighting in a variety of indoor settings, including schools, offices, hospitals and stores, and is the perfect choice for both new construction and retrofits. This high-efficacy luminaire provides long-life and uniform illumination, as well as standard 0-10vdc dimming capability.

## FEATURES

- Available in 3000k (warm white), 3500k (warm/neutral white), 4000k (neutral white) and 5000k (cool white) color temperatures.\*
- Long-life LEDs provide 81,000 hours of operation with at least 70% of initial lumen output ( $L_{70}$ ).\*\*
- Provides 4,854 luminaire lumens (124 lumens per watt, LPW) at both 3000k and 3500k; 4,945 luminaire lumens (126 LPW) at 4000k, and 5,036 luminaire lumens (128 LPW) at 5000k.\*
- Uniform illumination with no visible LED pixelation.
- Universal 120-277 AC voltage (50-60Hz) is standard.
- 0-10vdc dimming capability is standard.
- Power factor > 0.90.
- Total harmonic distortion < 20%.
- Color rendering index > 80.
- Steel housing and acrylic lens.
- Easy installation in new construction or retrofit. Fits in standard 2' x 2' grid ceilings.
- Standard earthquake clips provide secure installation in grid ceilings.

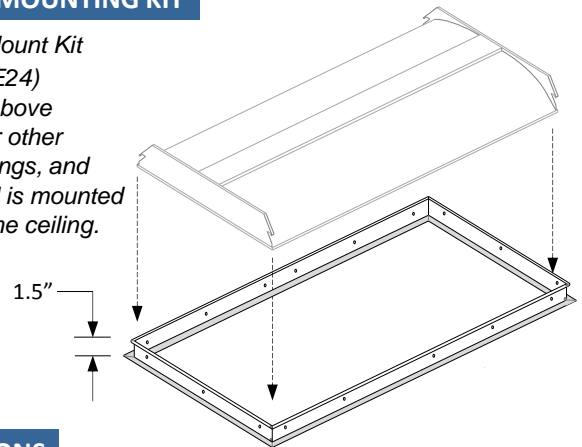
\* Contact factory for other color temperatures and lumen packages.  
\*\*  $L_{70}$  hours are IES TM-21-11 calculated hours.

## WARRANTY & LISTINGS

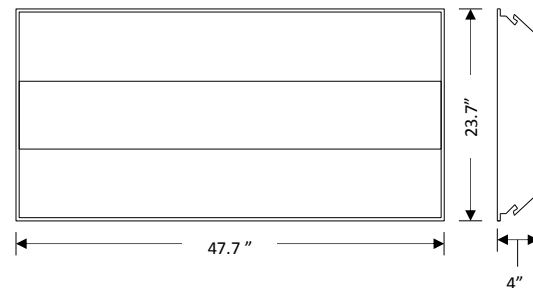
- UL listed for damp locations and insulated ceilings (IC-rated) for use in ambient temperatures from -25°C to 50°C (-13°F to 122°F).
- DLC Premium listed.
- Complies with RoHS (Restriction on Hazardous Substances) requirements.
- Complies with FCC Part 15, part B.
- Complies with IEEE C.62.41-1991, input transient protection (2.5kV).
- 5-year warranty of all electronics and housing.

## FLANGE MOUNTING KIT

- Flange Mount Kit (FLANGE24) mounts above plaster or other hard ceilings, and the panel is mounted flush to the ceiling.



## DIMENSIONS



Weight: 15.2 lbs.

## ORDERING INFORMATION

Example: CLTR24N-4035-FLANGE24

Model	Luminaire Watts	Luminaire Lumens	Lumens/Watt	Color Temperature	Input Voltage	DLC Listing	Options
CLTR24N	40	4,854	124	30 = 3000k	(120-277V)	DLC Premium	FLANGE24 = Flange Mounting Kit
		4,854	124	35 = 3500K			
		4,945	126	40 = 4000k			
		5,036	128	50 = 5000k			

# CLTR24N-40

Premium Performance 40 Watt  
2x4 Center Basket



## ELECTRICAL DATA

Model		CRI <sup>1</sup>	Luminaire Lumens	Luminaire Watts	Lumens Per Watt	Input Voltage	Input Current (A)			Power Factor	THD <sup>2</sup>	L <sub>70</sub> Hours <sup>3</sup>
							120V	240V	277V			
CLTR24N-4030	3000k	> 80	4,854	39	124	120-277	0.33	0.16	0.14	> 90%	< 20%	81,000
CLTR24N-4035	3500k	> 80	4,854	39	124	120-277	0.33	0.16	0.14	> 90%	< 20%	81,000
CLTR24N-4040	4000k	> 80	4,945	39	126	120-277	0.33	0.16	0.14	> 90%	< 20%	81,000
CLTR24N-4050	5000k	> 80	5,036	39	128	120-277	0.33	0.16	0.14	> 90%	< 20%	81,000

<sup>1</sup> Color rendering index.

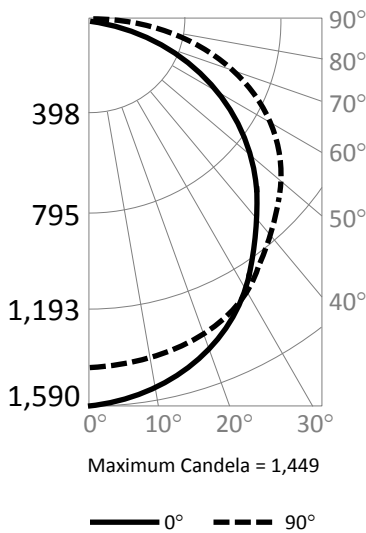
<sup>2</sup> All 50-60Hz.

<sup>3</sup> Total harmonic distortion.

<sup>4</sup> L<sub>70</sub> refers to the number of hours at which lumen output declines to 70% of the initial level. L<sub>70</sub> hours are IES TM-21-11 calculated hours.

## PHOTOMETRIC DATA

### CLTR24N-4050 (5,036 Lumens)



#### Candlepower Summary

	0°	90°
0°	1,541	1,541
10°	1,451	1,563
20°	1,402	1,483
30°	1,311	1,343
40°	1,187	1,160
50°	1,034	939
60°	867	695
70°	646	437
80°	246	184
90°	0	0

#### Zonal Lumen Summary

Zone	Lumens	% Fixture
0° – 10°	153	3.0%
0° – 20°	593	11.8%
0° – 30°	1,265	25.1%
0° – 40°	2,087	41.4%
0° – 50°	2,962	58.8%
0° – 60°	3,790	75.3%
0° – 70°	4,477	88.9%
0° – 80°	4,918	97.7%
0° – 90°	5,036	100.0%
90° – 180°	0	0%
0° – 180°	5,036	100.0%

#### Cone of Light

