

NOTE:

- MATERIAL AND FINISH
SHELL ASSEMBLY: COPPER ALLOY, OUTER SHELL AND COLLECT NUT Cr PLATING, OTHER METALLIC COMPONENTS Ni PLATING.
INSULATOR: PEEK
CONTACT: COPPER ALLOY, GOLD PLATING OVER Ni.
- DURABILITY: 5000 CYCLES
- PROTECTION INDEX(MATED): IP66/IP68, IP68 ACHIEVED PROVIDING THAT THE CABLE IS PERFECTLY CIRCULAR AND THAT ASSEMBLY PROCESS ENSURES A HIGH INTEGRITY SEAL.
- HUMIDITY: UP TO 95% AT 60°C
- TEMPERATURE: -55°C,+200°C
- ROHS COMPLIANCE.
- PART NO.:

R - F 0 K S * * 0 * C 1 0 * *

CONTACT POS.
02-09=2pin-09pin

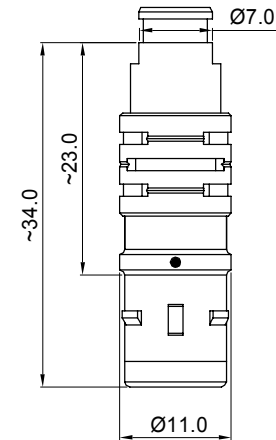
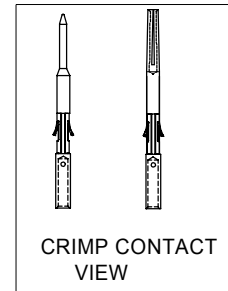
SHELL MATERIAL
0=Brass

CODE	CONTACT TYPE
2	Male Solder Contact
4	Female Solder Contact
C	Crimp Male Contact
M	Crimp Female Contact

COLLET NUT
1=Nut for fitting a bend relief

CABLE OD
10=OD: 1.0mm-1.2mm
15=OD: 1.3mm-1.5mm
20=OD: 1.6mm-2.0mm
25=OD: 2.1mm-2.5mm
30=OD: 2.6mm-3.0mm
35=OD: 3.1mm-3.5mm
40=OD: 3.6mm-4.0mm
45=OD: 4.1mm-4.5mm
50=OD: 4.6mm-5.0mm

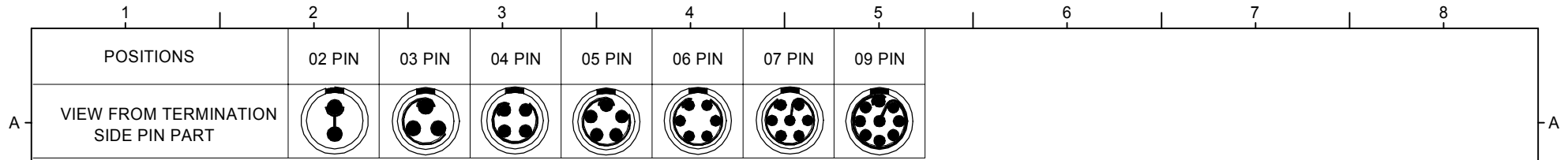
CODE	KEY ANGLES
0	0°
A	30°
*	**



REV.	DESCRIPTION	DATE
A1	UPDATE FRAME	11/11'19
A	ECN-160053	7/05'16

UNITS:	SIZE	NAME:	nexttron NEXTRONICS ENGINEERING CORP.
■ mm □ inch	A3	SNAP LATCH METAL 0K PLUG	
GENERAL TOLERANCE: (UNLESS SPECIFIED)		PART NO: R-F0KS**0*C1***	TITLE: CUSTOMER DWG.
4 PLACE	mm ± ** inch ± **	APPD: Alex 梁良駒 2019/11/19	DWG NO: 010-0000-B85
3 PLACE	mm ± 0.1 inch ± **	CHKD: Ken 張永 2019/11/19	C
2 PLACE	mm ± 0.3 inch ± **	DRAW: Ellen 孫郁婷 2019/11/15	
1 PLACE	mm ± 0.5 inch ± **	DESIGN: Cayley 梁思雅 2019/11/12	
ANGLES	X° ± 2°		SCALE SHEET REV. 2/1 1/3 A1

CONFIDENTIAL: THIS DOCUMENT CONTAINED THE INFORMATION IS PROPRIETARY AND CONFIDENTIAL TO Nextronics Engineering Corp. NO PERSON IS ALLOWED TO USE COPY, PUBLISH OR OTHERWISE DISCLOSE THE INFORMATION TO OTHERS, UNLESS BY THE PRIOR WRITTEN EXPRESS AUTHORIZATION OF Nextronics Engineering Corp. (C)COPYRIGHT- Nextronics Engineering Corp.



NOTE:

- MATERIAL AND FINISH
SHELL ASSEMBLY: COPPER ALLOY, OUTER SHELL AND COLLECT NUT Cr PLATING, OTHER METALLIC COMPONENTS Ni PLATING.
INSULATOR: PEEK
CONTACT: COPPER ALLOY, GOLD PLATING OVER Ni.
- DURABILITY: 5000 CYCLES
- PROTECTION INDEX(MATED): IP66/IP68, IP68 ACHIEVED PROVIDING THAT THE CABLE IS PERFECTLY CIRCULAR AND THAT ASSEMBLY PROCESS ENSURES A HIGH INTEGRITY SEAL.
- HUMIDITY: UP TO 95% AT 60°C
- TEMPERATURE: -55°C,+200°C
- ROHS COMPLIANCE.
- PART NO.:

R - F 0 K S * * 0 * C 2 0 **

CONTACT POS.
02-09=2pin-09pin

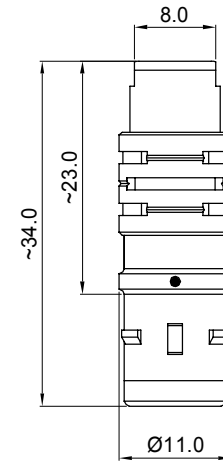
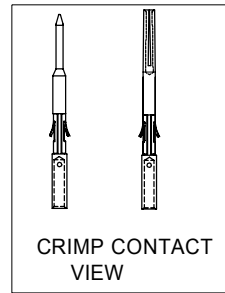
SHELL MATERIAL
0=Brass

CODE	CONTACT TYPE
2	Male Solder Contact
4	Female Solder Contact
C	Crimp Male Contact
M	Crimp Female Contact

COLLET NUT
2=Nut for Standard

CABLE OD	
10=OD:	1.0mm-1.2mm
15=OD:	1.3mm-1.5mm
20=OD:	1.6mm-2.0mm
25=OD:	2.1mm-2.5mm
30=OD:	2.6mm-3.0mm
35=OD:	3.1mm-3.5mm
40=OD:	3.6mm-4.0mm
45=OD:	4.1mm-4.5mm
50=OD:	4.6mm-5.0mm

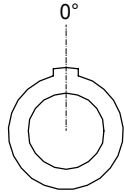
CODE	KEY ANGLES
0	0°
A	30°
*	**



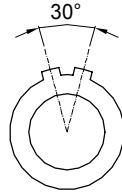
A1	UPDATE FRAME	11/11'19
A	ECN-160053	7/05'16
REV.	DESCRIPTION	DATE

UNITS: ■ mm □ inch	SIZE A3	NAME: SNAP LATCH METAL 0K PLUG	nexttron NEXTRONICS ENGINEERING CORP.		
GENERAL TOLERANCE: (UNLESS SPECIFIED)		PART NO: R-F0KS**0*C2***	TITLE: CUSTOMER DWG.		
4 PLACE	± **	± . **	APPD: Alex梁良駒	2019/11/19	DWG NO: 010-0000-B85
3 PLACE	± 0.1	± . **	CHKD: Ken張永	2019/11/19	
2 PLACE	± 0.3	± . **	DRAW: Ellen孫郁婷	2019/11/15	SCALE SHEET REV. 2/1 2/3 A1
1 PLACE	± 0.5	± . **	DESIGN: Cayley梁思雅	2019/11/12	
ANGLES	X° ± 2°				

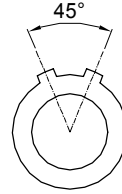
KEY ANGLES (PLUG FRONT VIEW):



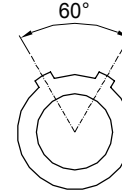
0



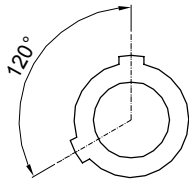
A



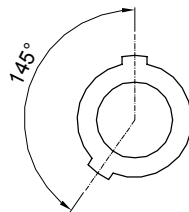
D



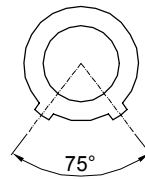
B



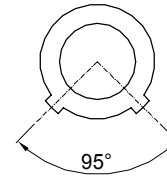
K



U



H



C



A1	UPDATE FRAME	11/11'19
A	ECN-160053	7/05'16
REV.	DESCRIPTION	DATE

UNITS: ■ mm □ inch	SIZE A3	NAME: SNAP LATCH METAL OK PLUG	nextron [®] NEXTRONICS ENGINEERING CORP.		
GENERAL TOLERANCE: (UNLESS SPECIFIED)		PART NO: R-F0KS**0*C****	TITLE: CUSTOMER DWG.		
	mm	inch	APPD: Alex梁良駒	2019/11/19	DWG NO: 010-0000-B85
4 PLACE	± **	±. **	CHKD: Ken張永	2019/11/19	
3 PLACE	± 0.1	±. **	DRAW: Ellen孫郁婷	2019/11/15	SCALE SHEET REV. 2.5/1 3/3 A1
2 PLACE	± 0.3	±. **	DESIGN: Cayley梁思雅	2019/11/12	
1 PLACE	± 0.5	±. **			
ANGLES	X° ± 2°				

CONFIDENTIAL: THIS DOCUMENT CONTAINED THE INFORMATION IS PROPRIETARY AND CONFIDENTIAL TO Nextronics Engineering Corp. NO PERSON IS ALLOWED TO USE COPY, PUBLISH OR OTHERWISE DISCLOSE THE INFORMATION TO OTHERS, UNLESS BY THE PRIOR WRITTEN EXPRESS AUTHORIZATION OF Nextronics Engineering Corp. (C)COPYRIGHT- Nextronics Engineering Corp.