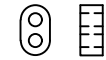
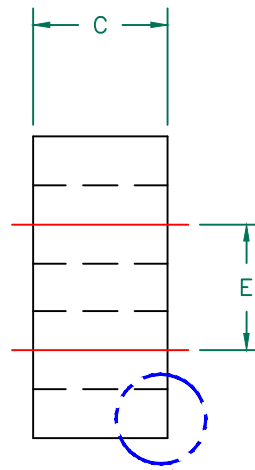
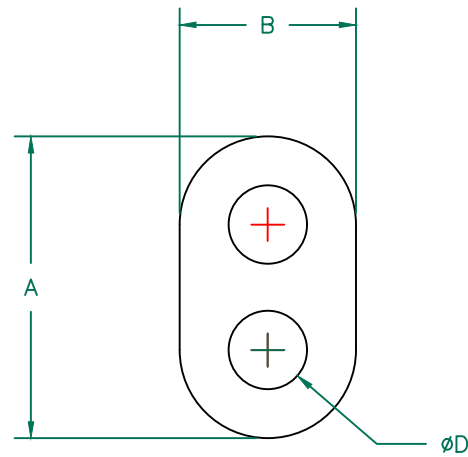


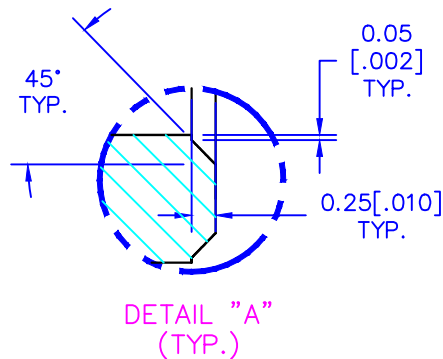
Scale Drawing



33N0277-200



DETAIL "A"



DETAIL "A"  
(TYP.)

ELECTRICAL TESTING

TEST	NET Z	NET Z
# TURNS	1 LOOP	1 LOOP
AWG	24	24
FREQUENCY	1 MHz	5 MHz
NOMINAL	10 Ω	14 Ω
MINIMUM	-	11 Ω
WEIGHT/K	0.3058 KGS	0.6743 LBS

NOTES: UNLESS OTHERWISE SPECIFIED

1. COSMETIC SPECIFICATION REFER TO WI-QA-038.



BARE CORE DIMENSIONS:

A	7.04 [.277]	±	0.25 [.010]
B	4.06 [.160]	±	0.13 [.005]
C	3.10 [.122]	±	0.25 [.010]
D	1.80 [.071]	±	0.13 [.005]
E	2.90 [.114]	±	0.13 [.005]

DIMENSIONS ARE IN mm [INCHES].				This print is the property of Laird Tech. and is loaned in confidence subject to return upon request and with the understanding that no copies shall be made without the written consent of Laird Tech. All rights to design or invention are reserved.			
REV	DESCRIPTION	DATE	INT				
PROJECT/PART NUMBER:				REV	PART TYPE:	DRAWN BY:	
33N0277-200				A	BALUN	WS	
DATE: 04/12/2020				SCALE: 6:1		MATERIAL:	
CAD # 33N0277-200-A				TOOL # N0277		FERRITE	
A	NEW RELEASE	04/12/2020	WS				