



YA9-9/YA9-11/YA9-13 Yagi NLOS Antennas 860-960 MHz

The NLOS series antenna system offered by Laird Connectivity is constructed of stainless steel for outstanding service life. Individual elements are welded to the main beam for permanent attachment. Welded elements give more consistent signal performance because they ensure high conductivity across the antenna surface. These antennas have high gain and good front- to-back performance to minimize external interference. They can be mounted in vertical or horizontal polarization. They come standard with an 18-inch pigtail cable terminated with an N- female connector. Other connector types are available upon request.

FEATURES AND BENEFITS

- High-gain directional antenna
- Available in 9, 11, and 13 dBi gain models
- Stainless steel construction, low wind loading
- Simple installation – Vertical or horizontal polarization
- 18-inch pigtail with Type N-female connector (standard)
- DC ground for lightning protection

APPLICATIONS

- 900 MHz ISM band applications
- Non-line-of-sight applications
- WISP CPE equipment
- Cellular applications
- Utility transmission and distribution communications

ELECTRICAL SPECIFICATIONS

Model Name	YA9-9	YA9-11	YA9-13
Operating Frequency (MHz)	860-960		
VSWR	1.5:1		
Nominal Impedance (Ohms)	50		
Max Power - Ambient 25°C (W)	100		
Gain (dB)	9	11	13
Number of Elements	5	8	15
3 dB Beamwidth	53°	50°	30°
Front-to-Back Ratio (dB)	>14	>15	>18
Gamma Match Type	Internally matched		

MECHANICAL SPECIFICATION

Model Name	YA9-9	YA9-11	YA9-13
Length Dimensions m(in); [Note element width ~ 152 mm (6 in.)]	0.5 (19.7)	0.9 (35.4)	1.45 (57.0)
Weight - kg (lbs.)	0.7 (1.9)	0.9 (2.4)	1.25 (3.3)
Pole Size - mm (in.)	25 to 51 (1 to 2)		
Element Construction	Welded		
Bracket Included	Included		
Mounting	Up to 2.5-inch diameter mast		

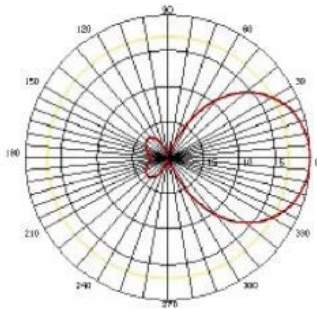
ENVIRONMENTAL SPECIFICATION

Operating Temperature - °C (°F)	-45 to +70°C (-49 to +158°F)		
Rated Wind Velocity - m/sec (mph)	56 (125)		
Wind Loading - lbs.	YA9-9	YA9-11	YA9-13
Square Inch	19	29	45
100 MPH	4.75	7.25	11.3
125 MPH	7.42	11.3	17.6
100 MPH with ½-inch radial ice	8.0	12.0	21.0
Material Substance Compliance	RoHS		

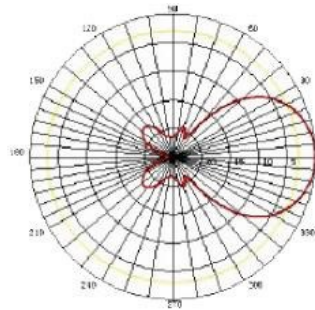
CONFIGURATION

PART NUMBER	DESCRIPTION
YA9-9	9 dB NLOS series 900 MHz Yagi antenna with N-female connector
YA9-11	11 dB NLOS series 900 MHz Yagi antenna with N-female connector
YA9-11-RTNC-48	11 dB NLOS series 900 MHz Yagi antenna with RPTNC connector
YA9-13	13 dB NLOS series 900 MHz Yagi antenna with N-female connector

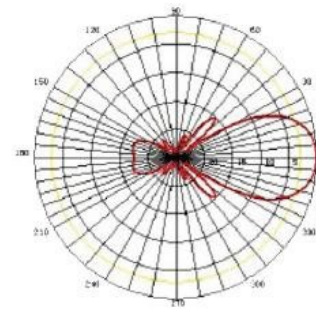
RADIATION PATTERNS



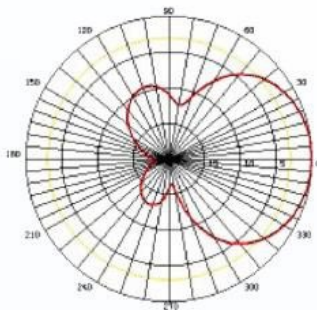
YA9-9
E-Plane



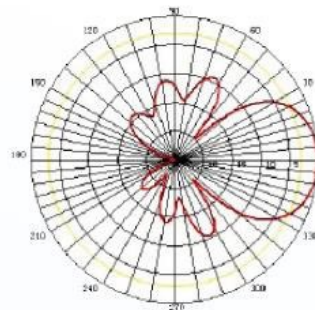
YA9-11
E-Plane



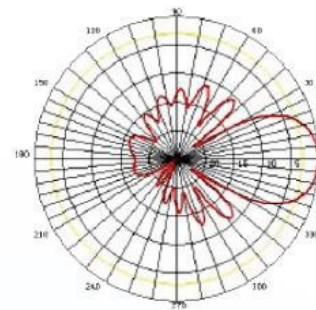
YA9-13
E-Plane



YA9-9
H-Plane



YA9-11
H-Plane



YA9-13
H-Plane

TE TECHNICAL SUPPORT CENTER

USA:	+1 (800) 522-6752
Canada:	+1 (905) 475-6222
Mexico:	+52 (0) 55-1106-0800
Latin/S. America:	+54 (0) 11-4733-2200
Germany:	+49 (0) 6251-133-1999
UK:	+44 (0) 800-267666
France:	+33 (0) 1-3420-8686
Netherlands:	+31 (0) 73-6246-999
China:	+86 (0) 400-820-6015

te.com

TE Connectivity, TE Connectivity (logo) and Every Connection Counts are trademarks. All other logos, products and/or company names referred to herein might be trademarks of their respective owners.

The information given herein, including drawings, illustrations and schematics which are intended for illustration purposes only, is believed to be reliable. However, TE Connectivity makes no warranties as to its accuracy or completeness and disclaims any liability in connection with its use.

TE Connectivity's obligations shall only be as set forth in TE Connectivity's Standard Terms and Conditions of Sale for this product and in no case will TE Connectivity be liable for any incidental, indirect or consequential damages arising out of the sale, resale, use or misuse of the product. Users of TE Connectivity products should make their own evaluation to determine the suitability of each such product for the specific application.

TE warrants to the original end user customer of its products that its products are free from defects in material and workmanship. Subject to conditions and limitations TE will, at its option, either repair or replace any part of its products that prove defective because of improper workmanship or materials. This limited warranty is in force for the useful lifetime of the original end product into which the TE product is installed. Useful lifetime of the original end product may vary but is not to exceed five (5) years from the original date of the end product purchase.

©2021 TE Connectivity. All Rights Reserved.

12/21 Original

