



GENESIS POLYCARBONATE ENCLOSURE

Features and Benefits

- Integra's larger size, polycarbonate enclosure offering
- Light gray in color with high gloss finish
- Featuring Integra's unique "Multi-Max Rail Mounting System®" (an extremely flexible interior mounting system)
- Sturdy, full length piano hinged door
- Extra rigid construction utilizing unique internal Multi-Max frame
- Brass inserts on rear wall of enclosure and on lid for more mounting options
- Brass inserts for securing mounting flanges to rear of enclosure
- Available in four non-metallic latch or three-point latch configurations
- UL/C-UL-50 listed (File # E207562)

The Integra Genesis series represents the beginning of best medium sized non-metallic enclosures available. The unmatched flexibility of the interior of this enclosure combined with off the shelf accessories make the first of the Genesis series enclosures ideal for almost any application.

Mechanical and Thermal Test Spec.	Unit	Genesis Line
Instrumented Dart Impact @ 73° F	in/lb.	565
Falling Ball Impact @ 73° F	UL-746 in/lb.	900
Deflection Temperature @ 264 psi	ASTM D648 Deg. F	270
Modulus of Elasticity	m ASTM D790 ksi	340
Temperature Range	Deg. F	-40 to 265

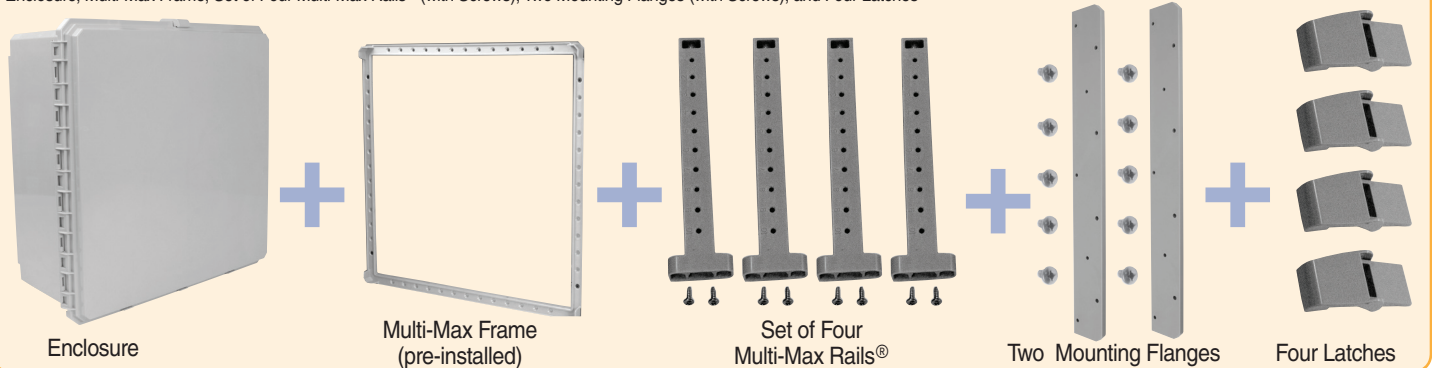
Flammable / UV Ratings Test Spec.	Unit	Genesis Line
Flame Rating - UL	UL 94	- 5VA
Outdoor UV Exposure	UL	- f1

242410 P/N	4X IP66	6P IP68	Hinged Cover	Opaque Cover	Clear Cover	Mounting Flange	Non-Metallic Locking Latch	Multi-Max Rail System®	3-Point Latch	1/4 Turn Latch
G242410	✓	✓	✓	✓		✓	✓	✓		
G242410C	✓	✓	✓		✓	✓	✓	✓		
G242410TPL	✓		✓	✓		✓		✓	✓	
G242410CTPL	✓		✓		✓	✓		✓	✓	
G242410QTL	✓		✓	✓		✓		✓		✓
G242410CQTL	✓		✓		✓	✓		✓		✓
G242410E	✓	✓	✓	✓		✓	✓			
G242410CE	✓	✓	✓		✓	✓	✓			

Part numbers containing -E exclude Multi-Max Frame and Multi-Max Rail System®

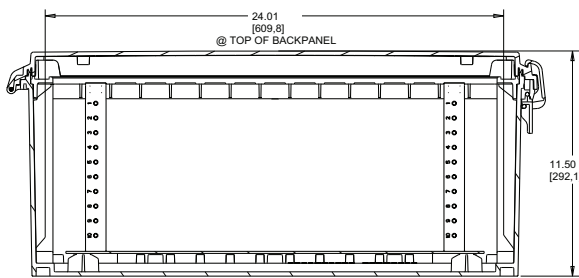
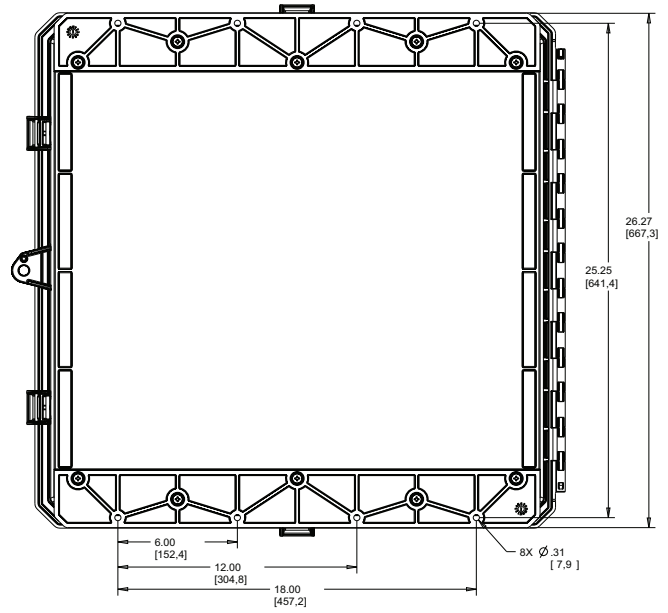
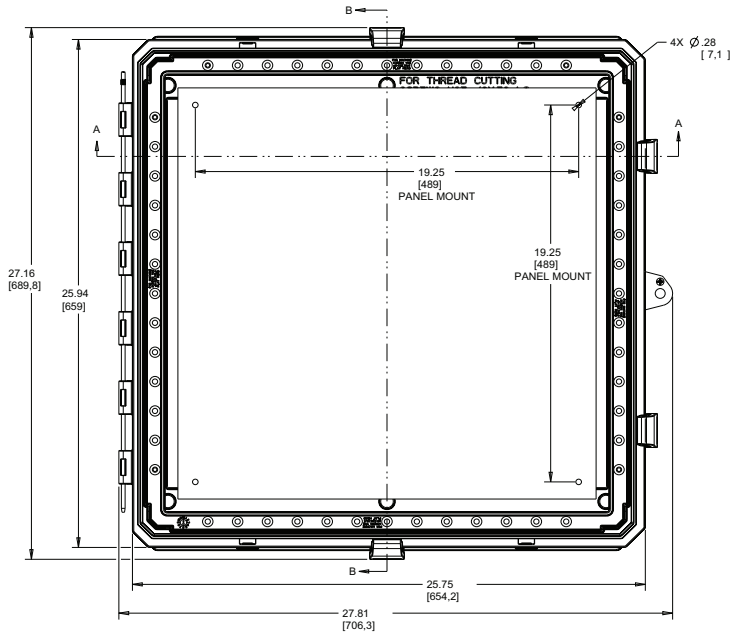
G242410 includes the following

Enclosure, Multi-Max Frame, Set of Four Multi-Max Rails® (with Screws), Two Mounting Flanges (with Screws), and Four Latches

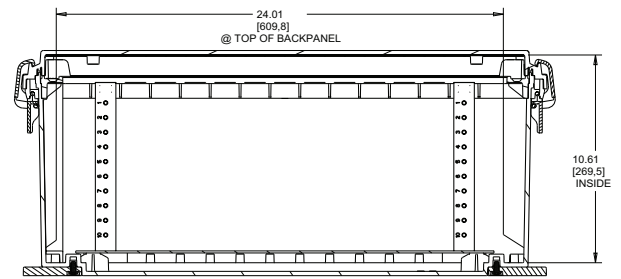




24X24X10 GENESIS LINE



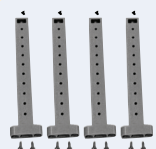
SECTION A-A



SECTION B-B

Register online to download this drawing off the Integra website at www.integraenclosures.com | Your company's logo or other information on the lid. Consult factory for details.

Accessories for 24x24x10 Genesis (For complete accessories, see pages 82-83)



Multi-Max Rails®
KIT-GMMR10 - Four Multi-Max Rails® with screws included




Panel Pads
KIT-GPP - Includes four panel pads and screws



Pole Mounting Kits
PMKG-224 - 2" pole
PMKG-324 - 3" pole
PMKG-424 - 4" pole
PMKG-1224 - 12" pole




Door Stop Kit
KIT-DOOR-STOP - Door Stop Kit for Genesis Enclosures



Self-Tapping Screws
GSP10 - Self-tapping screws for bosses (10 per pack)



Swing Out Panel System
ABP2424 GSOPK - Aluminum swing panel includes ABP24 and GSOPK24
SBP2424 GSOPK - Steel swing panel includes SBP24 and GSOPK24
GSOPK24 - 24" hinge, panel pads and screws (panel not included)



Back and Swing Panels
ABP2424 - Aluminum panel
SBP2424 - Steel panel
PVCBP2424 - PVC panel



Fan Shroud Kits
FS-KIT-1 - One shroud with gasket and screws
FS-KIT-2 - Two shrouds with gasket and screws



Multi-Max Frame
GSR2424 - Multi-Max frame support ring