

ZB4BW0G31

Harmony XB4, Light block with body/fixing collar, metal, green, integral LED, 110...120 V AC, 1 NO



Main

| | |
|-------------------------------|--|
| Range of Product | Harmony XB4 |
| Product or Component Type | Complete body/contact assembly and light block |
| Device short name | ZB4 |
| Fixing collar material | Zamak |
| Sale per indivisible quantity | 1 |
| Head type | Standard |
| Contacts type and composition | 1 NO |
| Contact operation | Slow-break |
| Connections - terminals | Screw clamp terminals, $\leq 2 \times 1.5 \text{ mm}^2$ with cable end EN 60947-1 Screw clamp terminals, $>= 1 \times 0.22 \text{ mm}^2$ without cable end EN 60947-1 |
| Light source | Protected LED |
| Bulb base | Integral LED |
| Light block supply | Direct |
| Light source colour | Green |
| [Us] rated supply voltage | 110...120 V AC 50/60 Hz |

Complementary

| | |
|---|--|
| CAD overall width | 1.18 in (30 mm) |
| CAD overall height | 1.85 in (47 mm) |
| Terminals description ISO n°1 | (13-14)NO |
| Net Weight | 0.14 lb(US) (0.064 kg) |
| Contacts usage | Standard |
| Positive opening | Without |
| Operating travel | 0.10 in (2.6 mm) NO changing electrical state 0.17 in (4.3 mm) total travel) |
| Operating force | 2.3 N NO changing electrical state |
| Operating torque | 0.44 lbf.in (0.05 N.m) NO changing electrical state |
| Mechanical durability | 5000000 cycles |
| Tightening torque | 7.08...10.62 lbf.in (0.8...1.2 N.m) EN 60947-1 |
| Shape of screw head | Cross Philips no 1 Cross pozidriv No 1 Slotted flat $\varnothing 4 \text{ mm}$ Slotted flat $\varnothing 5.5 \text{ mm}$ |
| Contacts material | Silver alloy (Ag/Ni) |
| Short-circuit protection | 10 A cartridge fuse gG EN/IEC 60947-5-1 |
| [Ith] conventional free air thermal current | 10 A EN/IEC 60947-5-1 |
| [Ui] rated insulation voltage | 600 V 3)EN 60947-1 |
| [Uimp] rated impulse withstand voltage | 6 kV EN 60947-1 |
| [Ie] rated operational current | 3 A 240 V, AC-15, A600 EN/IEC 60947-5-1 6 A 120 V, AC-15, A600 EN/IEC 60947-5-1 0.1 A 600 V, DC-13, Q600 EN/IEC 60947-5-1 0.27 A 250 V, DC-13, Q600 EN/IEC 60947-5-1 0.55 A 125 V, DC-13, Q600 EN/IEC 60947-5-1 1.2 A 600 V, AC-15, A600 EN/IEC 60947-5-1 |

The information provided in this documentation contains general descriptions and/or technical characteristics of the performance of the products contained herein. This documentation is not intended as a substitute for and is not to be used for determining suitability or reliability of these products for specific user applications. It is the duty of any such user or integrator to perform the appropriate and complete risk analysis, evaluation and testing of the products with respect to the relevant specific application or use thereof. Neither Schneider Electric Industries SAS nor any of its affiliates or subsidiaries shall be responsible or liable for misuse of the information contained herein.

| | |
|------------------------|---|
| Electrical durability | 1000000 Cycles, AC-15, 2 A 230 V 3600 cyc/h 0.5 EN/IEC 60947-5-1 appendix C 1000000 Cycles, AC-15, 3 A 120 V 3600 cyc/h 0.5 EN/IEC 60947-5-1 appendix C 1000000 Cycles, AC-15, 4 A 24 V 3600 cyc/h 0.5 EN/IEC 60947-5-1 appendix C 1000000 Cycles, DC-13, 0.2 A 110 V 3600 cyc/h 0.5 EN/IEC 60947-5-1 appendix C 1000000 cycles, DC-13, 0.5 A 24 V 3600 cyc/h 0.5 EN/IEC 60947-5-1 appendix C |
| Electrical reliability | $\Lambda < 10\text{exp}(-6)$ 5 V 1 mA in clean environment EN/IEC 60947-5-4 $\Lambda < 10\text{exp}(-8)$ 17 V 5 mA in clean environment EN/IEC 60947-5-4 |
| Signalling type | Steady |
| Current Consumption | 14 mA |
| Service life | 100000 h at rated voltage and 25 °C |
| Surge withstand | 1 kV IEC 61000-4-5 |
| Device presentation | Basic sub-assemblies |

Environment

| | |
|---------------------------------------|---|
| Protective treatment | TH |
| Ambient Air Temperature for Storage | -40...158 °F (-40...70 °C) |
| Ambient air temperature for operation | -40...158 °F (-40...70 °C) |
| Electrical shock protection class | Class I IEC 60536 |
| Standards | EN/IEC 60947-1 JIS C8201-5-1 EN/IEC 60947-5-5 UL 508 CSA C22.2 No 14 EN/IEC 60947-5-4 EN/IEC 60947-5-1 JIS C8201-1 |
| Product Certifications | BV GL DNV UL Listed CSA LROS (Lloyds register of shipping) |
| Vibration resistance | 5 gn 2...500 Hz)IEC 60068-2-6 |
| Shock resistance | 30 gn 18 ms) half sine wave acceleration IEC 60068-2-27 50 gn 11 ms) half sine wave acceleration IEC 60068-2-27 |
| Resistance to fast transients | 2 kV IEC 61000-4-4 |
| Resistance to electromagnetic fields | 9.14 V/m (10 V/m) IEC 61000-4-3 |
| Resistance to electrostatic discharge | 6 KV on contact (on metal parts) IEC 61000-2-6 8 kV in free air (in insulating parts) IEC 61000-2-6 |
| Electromagnetic emission | Class B IEC 55011 |

Ordering and shipping details

| | |
|-----------------------|---|
| Category | 22469 - PUSHBUTTON,22MM ACCESSORIES-NEW |
| Discount Schedule | CS2 |
| GTIN | 3389110893328 |
| Nbr. of units in pkg. | 1 |
| Package weight(Lbs) | 2.12 oz (60 g) |
| Returnability | Yes |
| Country of origin | FR |

Packing Units

| | |
|------------------------------|-------------------------|
| Unit Type of Package 1 | PCE |
| Package 1 Height | 1.42 in (3.6 cm) |
| Package 1 width | 2.09 in (5.3 cm) |
| Package 1 Length | 2.36 in (6 cm) |
| Unit Type of Package 2 | S03 |
| Number of Units in Package 2 | 150 |
| Package 2 Weight | 21.26 lb(US) (9.643 kg) |
| Package 2 Height | 11.81 in (30 cm) |
| Package 2 width | 11.81 in (30 cm) |

| | |
|------------------------------|---------------------------|
| Package 2 Length | 15.75 in (40 cm) |
| Unit Type of Package 3 | P06 |
| Number of Units in Package 3 | 1200 |
| Package 3 Weight | 198.27 lb(US) (89.932 kg) |
| Package 3 Height | 30.31 in (77 cm) |
| Package 3 width | 23.62 in (60 cm) |
| Package 3 Length | 31.50 in (80 cm) |

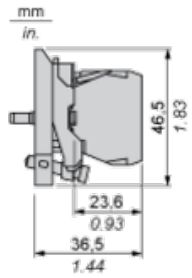
Offer Sustainability

| | |
|----------------------------|---|
| Sustainable offer status | Green Premium product |
| California proposition 65 | WARNING: This product can expose you to chemicals including: Lead and lead compounds, which is known to the State of California to cause cancer and birth defects or other reproductive harm. For more information go to www.P65Warnings.ca.gov |
| REACH Regulation | REACH Declaration |
| REACH free of SVHC | Yes |
| EU RoHS Directive | Pro-active compliance (Product out of EU RoHS legal scope) EU RoHS Declaration |
| Mercury free | Yes |
| RoHS exemption information | Yes |
| China RoHS Regulation | China RoHS Declaration |
| Environmental Disclosure | Product Environmental Profile |
| Circularity Profile | End Of Life Information |
| WEEE | The product must be disposed on European Union markets following specific waste collection and never end up in rubbish bins. |

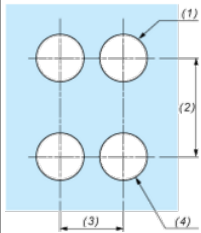
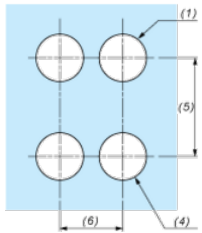
Contractual warranty

| | |
|----------|-----------|
| Warranty | 18 months |
|----------|-----------|

Dimensions



Panel Cut-out for Pushbuttons, Switches and Pilot Lights (Finished Holes, Ready for Installation)

| Connection by Screw Clamp Terminals or Plug-in Connectors or on Printed Circuit Board | Connection by Faston Connectors |
|---|--|
|  |  |
| <p>(1) Diameter on finished panel or support</p> <p>(2) 40 mm min. / 1.57 in. min.</p> <p>(3) 30 mm min. / 1.18 in. min.</p> <p>(4) $\text{Ø } 22.5 \text{ mm} / 0.89 \text{ in. recommended } (\text{Ø } 22.3 \text{ mm }_0^{+0.4} / 0.88 \text{ in. }_0^{+0.016})$</p> <p>(5) 45 mm min. / 1.78 in. min.</p> <p>(6) 32 mm min. / 1.26 in. min.</p> | |