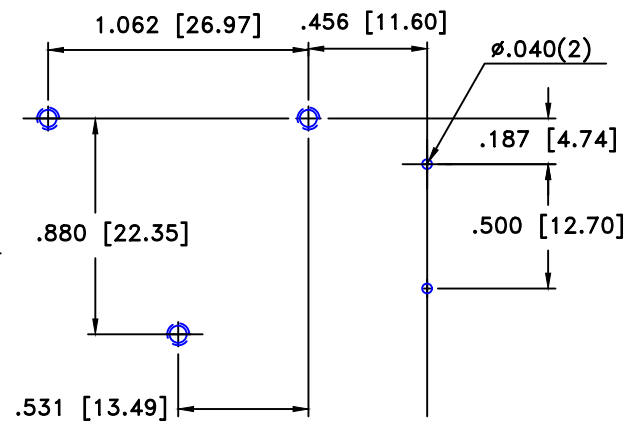
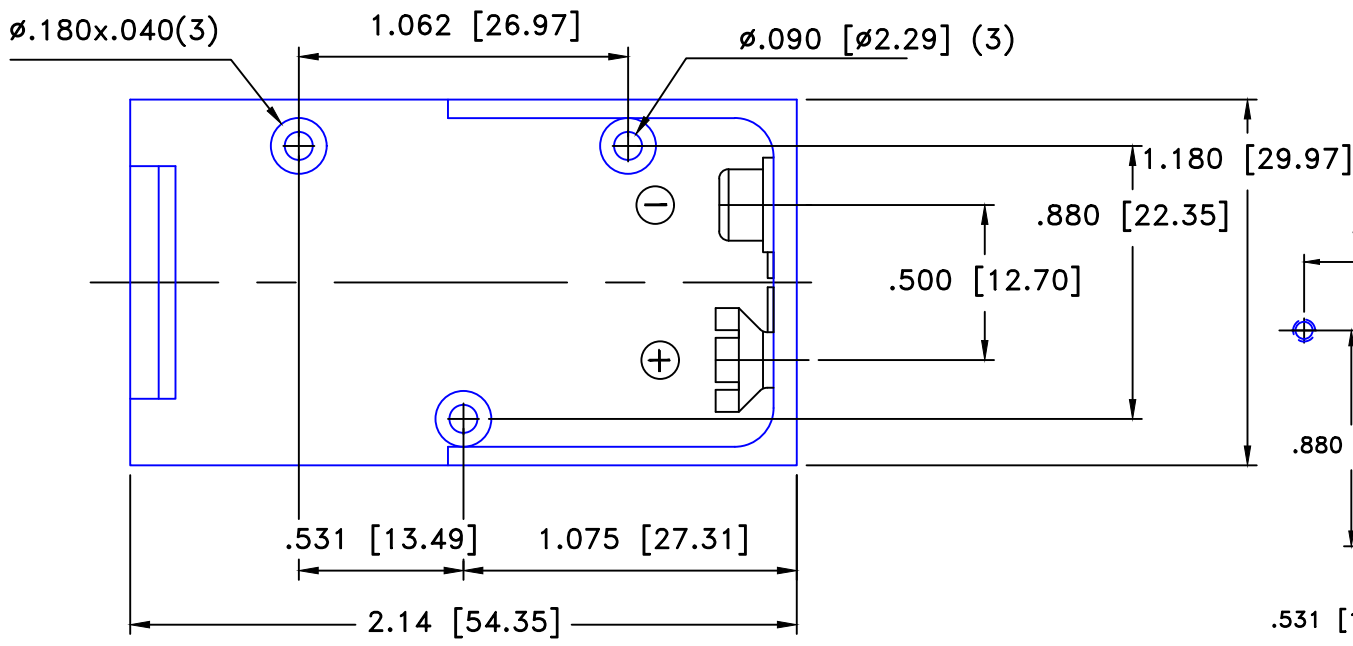
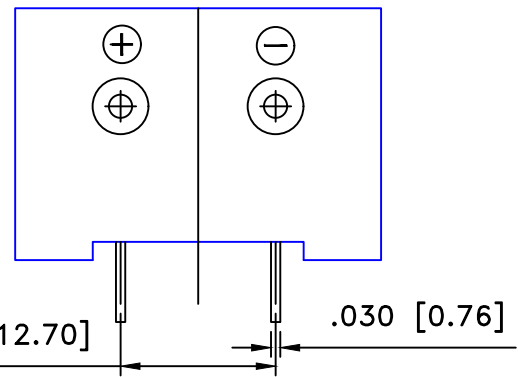
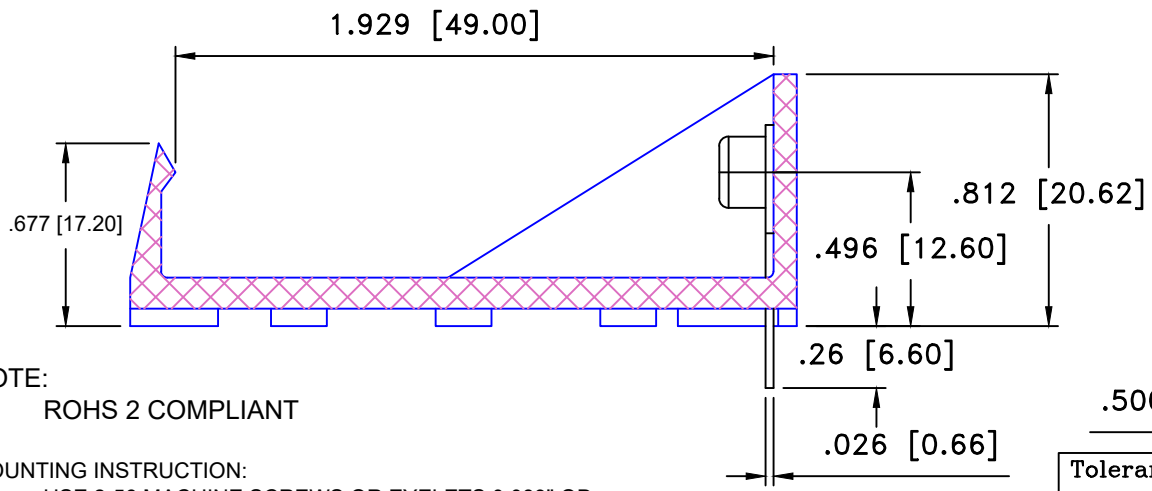


Date	SYM	REVISION RECORD	AUTH	DR.	CK.
3/31/17	E	Updated title and material note	T.B.	B.S.	
5/05/17	F	Dim. .677 was .67	T.B.	B.S.	
04/21/21	G	Updated dim. Ø0.180x.040	T.B.	B.S.	




PCB LAYOUT



NOTE:
ROHS 2 COMPLIANT

MOUNTING INSTRUCTION:
USE 2-56 MACHINE SCREWS OR EYELETS 0.089" OD BY 0.15" FLANGE STIMPSON GS-3 SERIES OR EQUIVALENT. ALSO ADHESIVES AND DOUBLE SIDED TAPES WORK WELL.

TERMINALS	PC TERMINALS	NICKEL PLATED STEEL
WASHER	INSULATOR	RUBBER
HOLDER	HOLDER UL94V-0, FILE No. E56070 (S)	HIGH IMPACT ABS BLACK, UL940-0
CONTACTS	BRASS SNAPS	NICKEL PLATED BRASS
PART	DESCRIPTION	MATERIAL

Tolerance (Except as noted)	 Memory Protection Devices, Inc 200 Broad Hollow Road, Farmingdale, New York 11735		
decimal ±.5 (.020)	Scale 2=1	Drawn By T.S. Approved By T.B.	
Fractional ± .8 (.030)	Title 9 VOLT BATTERY HOLDER WITH PC PINS		
Angular ± 3°	Date 04/21/21	Drawing Number BH9VPC	