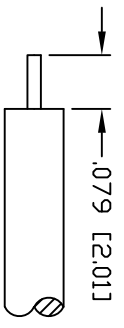
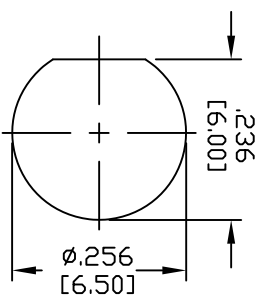
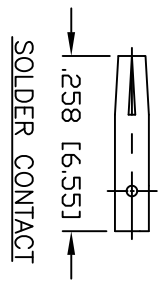
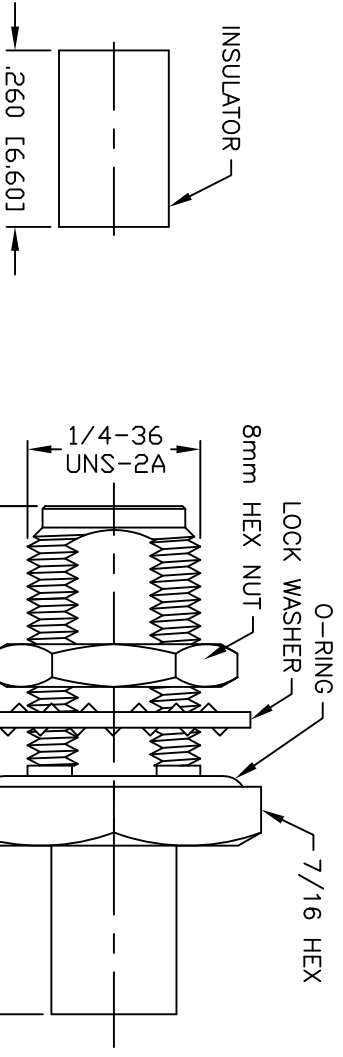


PART NO.		<b>RSA-3560-141</b>	
REV	DESCRIPTION	DWG	DATE
B	UPDATED DRAWING AND SPECS	CZS	10/20/20
			APPROVED
			JDMc



**SPECIFICATIONS:**

IMPEDANCE: 50 Ohms  
 FREQUENCY RANGE: 0-18 GHz  
 WORKING VOLTAGE: 500 V rms Max. @ Sea Level  
 INSULATION RESISTANCE: 5k M Ohms min.  
 TEMPERATURE RANGE: -65°C TO 85°C  
 USED ON: RG-402/U, TFT-402-LF, TFLEX-402, 1673A, SS402, EZ-FLEX-402

**RECOMMENDED PANEL PATTERN**

**RECOMMENDED STRIPPING DIMENSIONS**

#	DESCRIPTION	QTY	MATERIAL	FINISH
6	HEX NUT	1	BRASS	NICKEL
5	LOCK WASHER	1	BRASS	NICKEL
4	O-RING	1	SILICONE	RED
3	CONTACT	1	Be-Cu.	GOLD
2	INSULATOR	1	PTFE	NATURAL
1	BODY	1	BRASS	NICKEL

CUSTOMER  
 OUTLINE DRAWING  
 ALL DIMENSIONS  
 ARE REFERENCE ONLY  
 UNLESS OTHERWISE SPECIFIED:  
 DIMENSIONS ARE IN INCHES  
 AND [MILLIMETERS]

DRW  
 C. ZUNIGA

CHECKED  
 C. ZUNIGA

ORW  
 C. ZUNIGA

**ROHS COMPLIANT**

PROPRIETARY AND CONFIDENTIAL  
 THIS DRAWING CONTAINS  
 INFORMATION PROPRIETARY TO  
 RF INDUSTRIES, ANY  
 UNAUTHORIZED USE OF THIS  
 DRAWING IS EXPRESSLY  
 PROHIBITED WITHOUT WRITTEN  
 PERMISSION FROM RF  
 INDUSTRIES, ANY VIOLATION IS  
 PUNISHABLE UNDER U.S.  
 COPYRIGHT LAWS.

**RF Industries**  
 DIVISION OF RF INDUSTRIES, LTD. (858) 549-6340  
 RFINDUSTRIES.COM  
 7610 MIRAMAR RD.  
 SAN DIEGO, CA 92126  
 (858) 549-6340

**SMA JACK, BULKHEAD**  
 DIRECT SOLDER FOR .141

CABLE GROUP DWG #  
**RSA-3560-141**

FORMAT SCALE CONTROL # SHEET 1 OF 1  
 A NTS 000000