



ANATECH ELECTRONICS INC
RF & Microwave Filters & Products

10-100 KHz LC Band Pass Filter

Part Number: AE55KB11681



Electrical Specifications

Center Frequency: 55 KHz
1 dB Passband: 10-100 KHz
VSWR: 3:1
Rejection1: 40 dB Min. @ 4 KHz
Rejection2: 40 dB Min. @ 150 KHz
Power Handling: +20dBm CW
Impedance: 50 Ohms

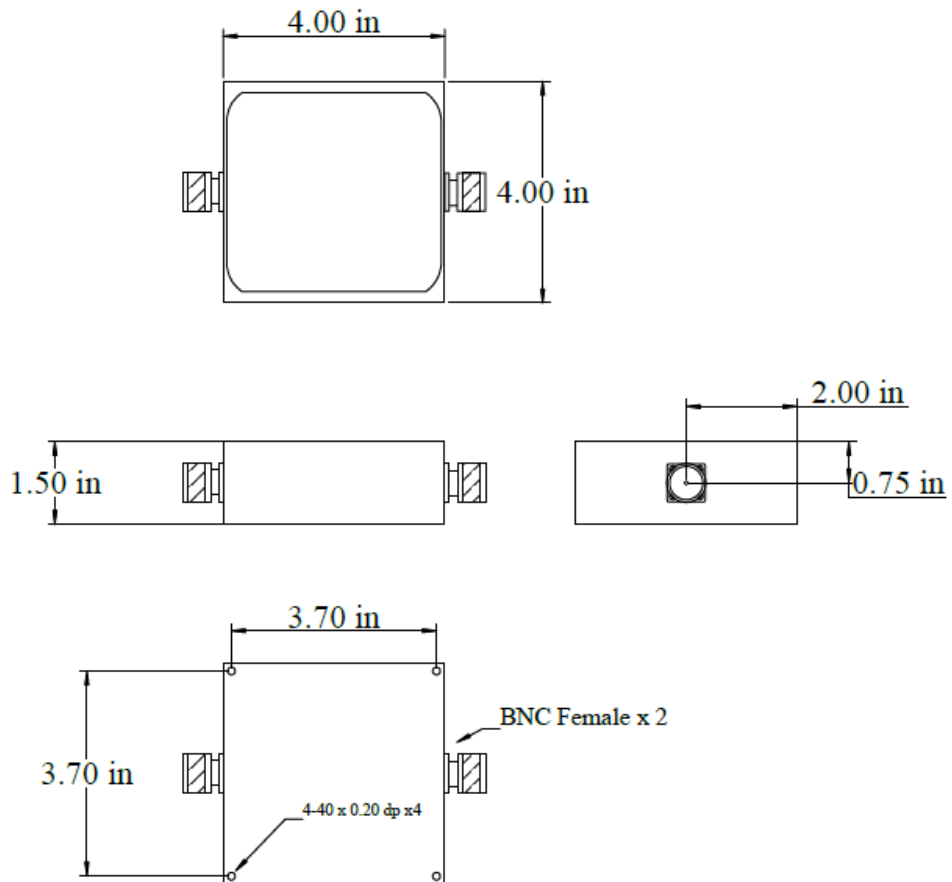
Mechanical

Mounting Method: Threaded Holes
Connector Type: BNC(F)
Dimensions: 4.0" X 4.0" x 1.5".

Environmental

Operating Temperature: -25°C to +70°C
Storage Temperature: -40°C to +90°C
Shock: 10 G. 11ms
Vibration: 10 G. 5 to 200Hz

Outline Drawing:



Tolerance: +/-0.01 inches [+/-0.3mm]

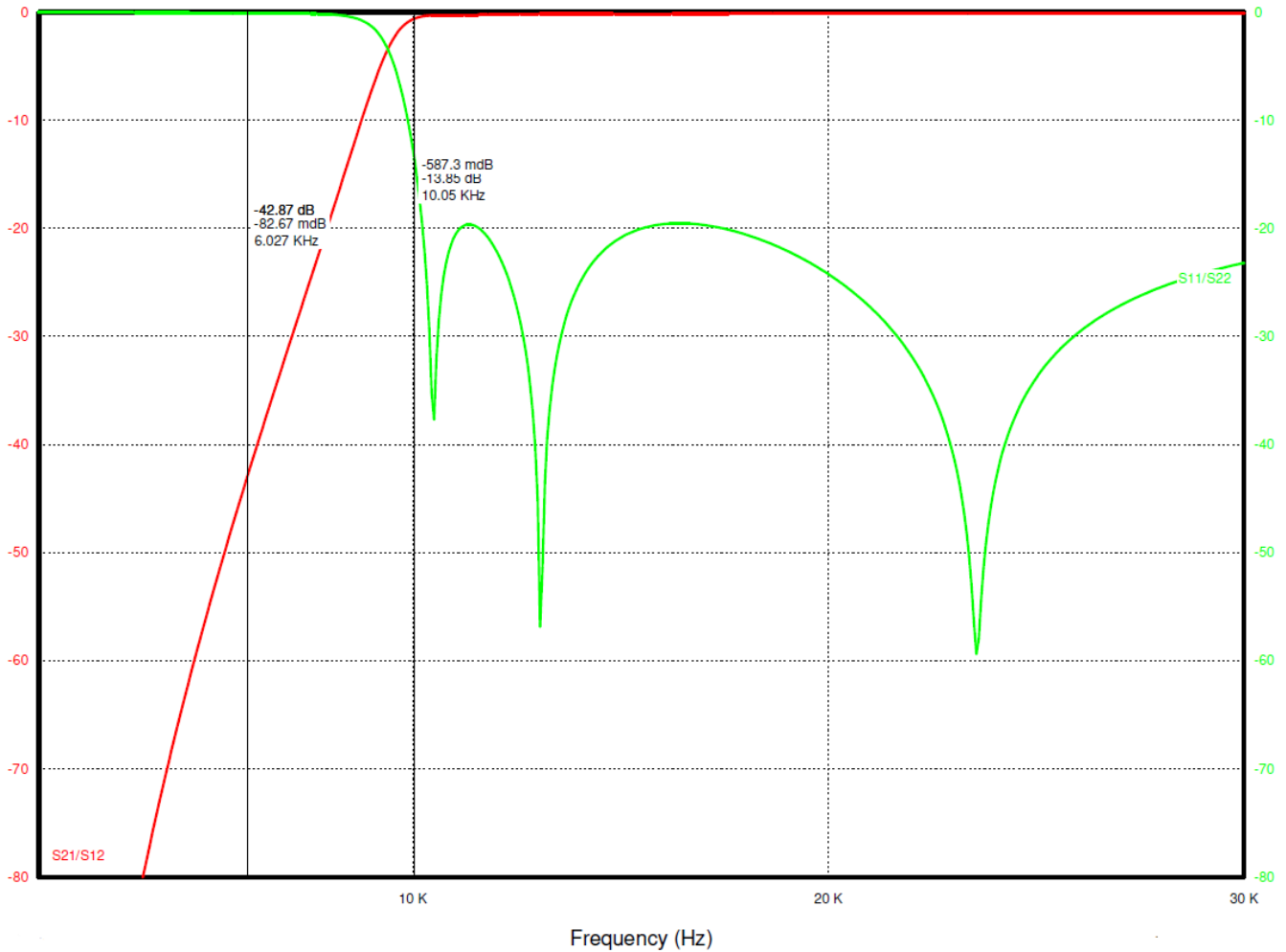
Angles: +/-1 Deg.

*Tolerance as shown unless otherwise specified in the datasheet electrical specification tables above.

*When max dimensions are called out the above tolerances do not apply as long as it is under the max call out.



Simulation Plot 1:



Note: This is a simulation Plot. Actual response plot might differ once product is manufactured.



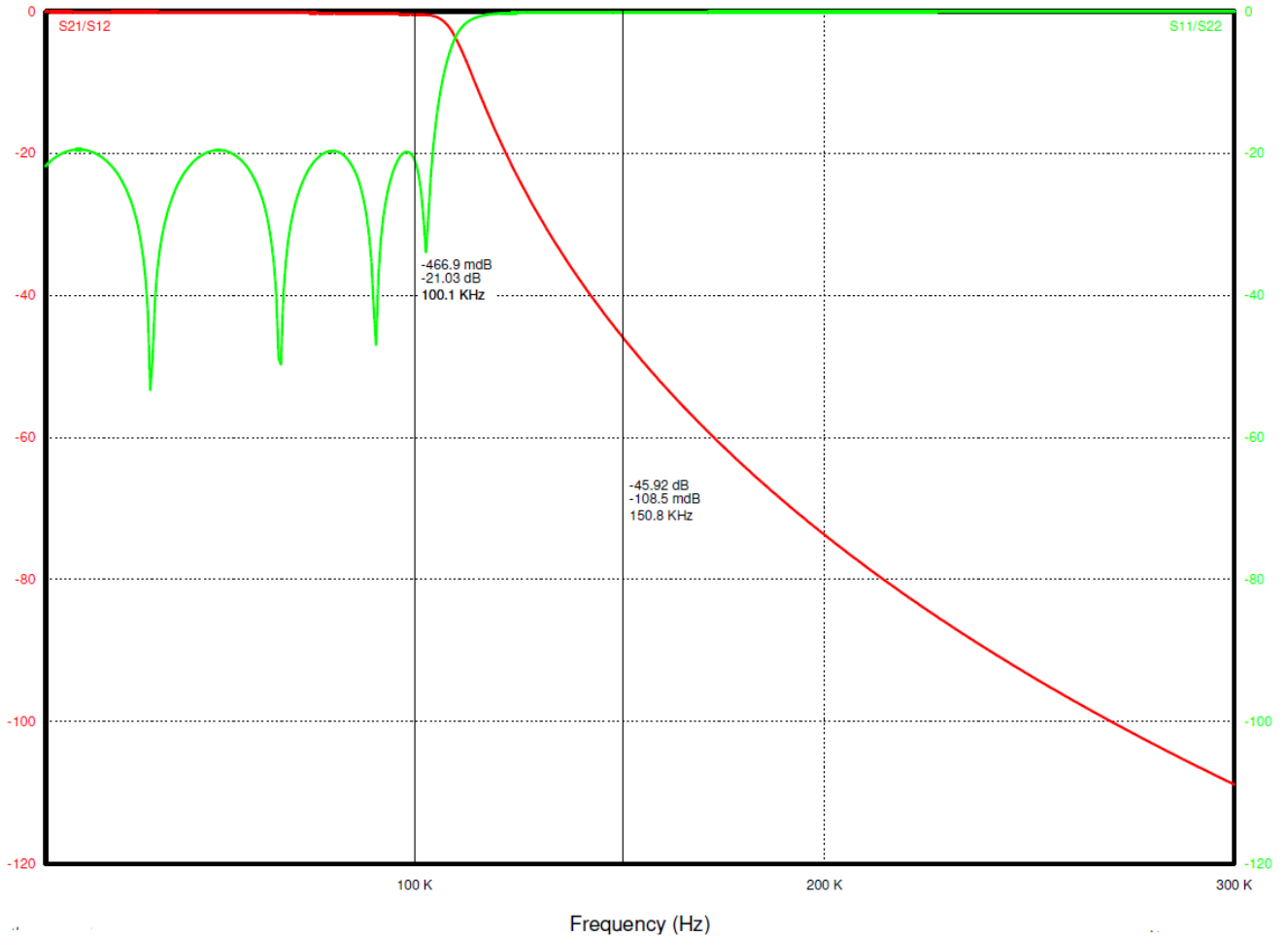
ANATECH ELECTRONICS INC
RF & Microwave Filters & Products

10-100 KHz LC Band Pass Filter

Part Number: AE55KB11681



Simulation Plot 2:



Note: This is a simulation Plot. Actual response plot might differ once product is manufactured.

70 Outwater Lane Phone: (973) 772-4242
Garfield, NJ 07026 Fax : (973) 321-3941

Email: sales@anatechelectronics.com
Web: www.anatechelectronics.com