OPERATING CHARACTERISTICS AT 25°C AMBIENT											
PART NUMBER	FORWARD VOLTAGE/CURRENT			REVERSE VOLTAGE (V)	PEAK WAVELENGTH (nm)	DOMINANT WAVELENGTH (nm)			LUMINOUS INTENSITY (mcd)		TEST CONDITIONS
	MIN.	TYP.	MAX.		TYP.	MIN.	TYP.	MAX.	MIN.	TYP.	
551-0203F		2.1 V	3.0 V	V_R = 3 V MIN. @ 10 µA	563	—	—	—	5.6	16.0	I_F = 10 mA
551-0303F		2.1 V	3.0 V	V_R = 3 V MIN. @ 10 µA	585	—	—	—	2.2	6.3	I_F = 10 mA
551-0403F		2.0 V	3.0 V	V_R = 3 V MIN. @ 10 µA	650	—	—	—	3.6	10	I_F = 10 mA
551-0503F		10 mA	20 mA	V_R = 5 V MIN. @ 100 µA	635	—	—	—	8.7	29	V_F = 5 V
551-0603F		10 mA	20 mA	V_R = 5 V MIN. @ 100 µA	565	—	—	—	5.6	19	V_F = 5 V
551-0703F		10 mA	20 mA	V_R = 5 V MIN. @ 100 µA	585	—	—	—	3.7	12.6	V_F = 5 V
551-0803F		3.5 V	4.1 V	V_R = 5 V MIN. @ 10µA	428	462	465	468	7.1	12.5	I = 10 mA
551-1103F		1.7 V	2.2 V	V_R = 5 V MIN. @ 50 µA	635	—	—	—	1.0	1.6	I_F = 2 mA
551-1203F		1.8 V	2.7 V	V_R = 5 V MIN. @ 50 µA	585	—	587	—	1.0	1.6	I_F = 2 mA
551-1303F		1.9 V	2.2 V	V_R = 5 V MIN. @ 50 µA	565	—	—	—	1.0	1.6	I_F = 2 mA
551-2503F	1.5 V	2.2 V	3.0 V	V_R = 5 V MIN. @ 100 µA	600	—	—	—	3.4	7.0	I_F = 10 mA
551-3003F				N/A	635/565	—	—	—	2.5/3.7	4.7/10	I_F = 10 mA
		2.0/2.1	2.8/2.8			—	—	—			I_F = 20 mA
551-3103F				N/A	585/565	—	—	—	2.5/2.5	4.3/6.3	I_F = 10 mA
		2.1/2.1	2.8/2.8			585/583	—	589/587			I_F = 20 mA

REV.	ECN NO.	REVISIONS	DRN.	CKD.	APP.	DATE
A	———	NEW RELEASE	TWC	TC	NO	8-30-05
B	———	ADDED P/N 551-0803F	CE			

PART NUMBER	LED COLOR	"A" DIMENSION	"B" DIMENSION	"C" DIMENSION
551-0203F	GREEN DIFFUSED	.140 [3,56]	.020 [0,51]	.043 [1,09]
551-0303F	YELLOW DIFFUSED	.140 [3,56]	.020 [0,51]	.043 [1,09]
551-0403F	RED DIFFUSED	.140 [3,56]	.020 [0,51]	.043 [1,09]
551-0503F	RED W/RESISTOR 5V	.130 [3,30]	.018 [0,46]	.040 [1,02]
551-0603F	GREEN W/RESISTOR 5V	.130 [3,30]	.018 [0,46]	.040 [1,02]
551-0703F	YELLOW W/RESISTOR 5V	.130 [3,30]	.018 [0,46]	.040 [1,02]
551-0803F	BLUE DIFFUSED	.136 [3,45]	.020 [0,51]	.043 [1,09]
551-1103F	2 mA RED DIFFUSED	.130 [3,30]	.018 [0,46]	.040 [1,02]
551-1203F	2 mA YELLOW DIFFUSED	.130 [3,30]	.018 [0,46]	.040 [1,02]
551-1303F	2 mA GREEN DIFFUSED	.130 [3,30]	.018 [0,46]	.040 [1,02]
551-2503F	ORANGE DIFFUSED	.130 [3,30]	.018 [0,46]	.040 [1,02]
551-3003F	RED/GREEN BI-COLOR	.136 [3,45]	.020 [0,51]	.043 [1,09]
551-3103F	YELLOW/GREEN BI-COLOR	.130 [3,30]	.020 [0,51]	.043 [1,09]

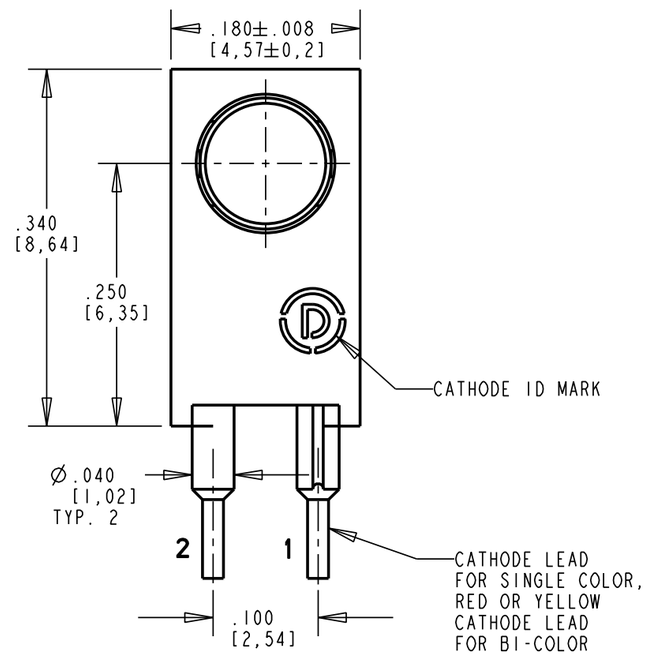

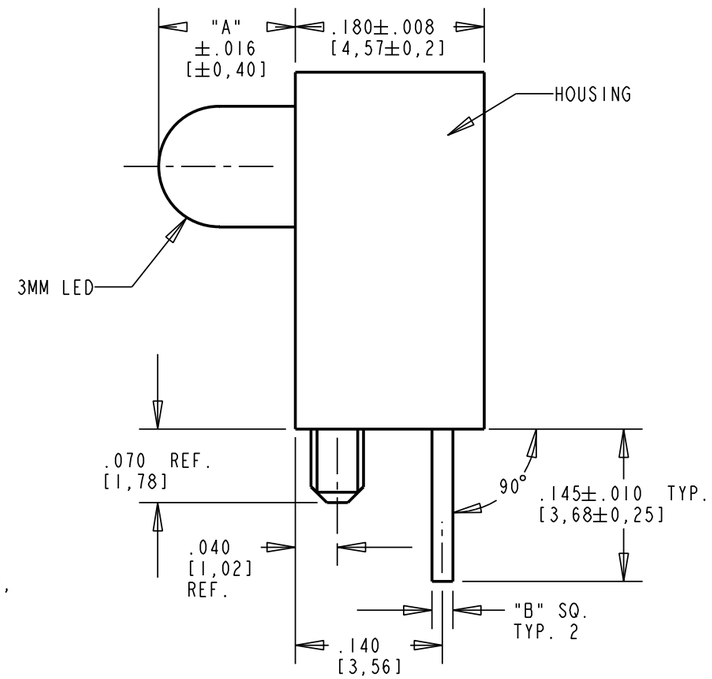

NOTES:

1. LEADS TO FIT INTO HOLES SPACED AS PER HOLE PATTERN.
2. LED LEAD DIMENSIONS SHOWN ARE MEASURED AT HOUSING EXIT.
3. DIALIGHT PART NUMBER: 551-XX03F
4. THIS ASSEMBLY CONTAINS ELECTROSTATIC DISCHARGE SENSITIVE DEVICES (ESDS). MAINTAIN ALL PRECAUTIONARY MEASURES DURING ASSEMBLY, HANDLING AND STORAGE IN ACCORDANCE WITH IPC-A-610.

RoHS Compliant 551-XX03F Thru hole CBI

Part Numbers with the "F" suffix ending are RoHS Compliant.
Example: 551-3103F
The bag packaging is marked with "RoHS Compliant" label or equivalent markings.
Parts can be wave soldered, dip soldered or hand soldered using typical lead-free soldering process with max 260°C temp. for 5 sec.

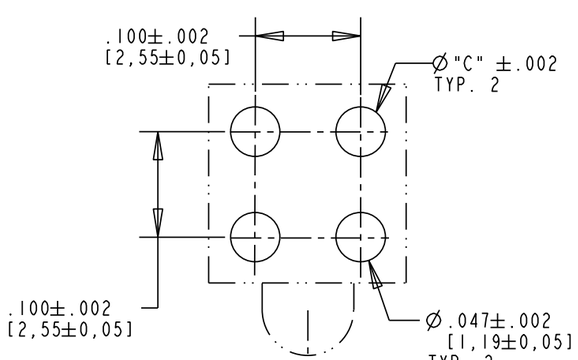

RECOMMENDED P.C. BOARD HOLE PATTERN

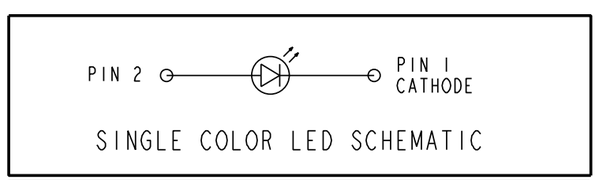

SINGLE COLOR LED SCHEMATIC

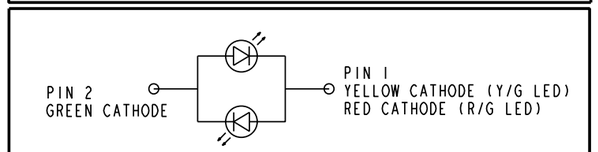

BI-COLOR LED SCHEMATIC

ATTENTION:
OBSERVE PRECAUTIONS FOR HANDLING ELECTROSTATIC SENSITIVE DEVICES

THIS DRAWING AND THE CONTENTS HEREIN ARE CONFIDENTIAL AND THE SOLE PROPERTY OF DIALIGHT. REPRODUCTION OF THIS DRAWING OR CONSTRUCTION OF ANY PARTS WITHIN THIS DRAWING ARE FORBIDDEN WITHOUT THE WRITTEN CONSENT OF DIALIGHT.

SCALE: 7.000
ALL DIM'S IN: INCHES (MM)
TOLERANCES:
UNLESS OTHERWISE SPECIFIED
FRACTIONS: ±1/64
DECIMALS (.XX): ±.020
DECIMALS (.XXX): ±.015
DECIMALS (.XXXX): ±.0005
ANGLES: ±3°
FINISH:
FSCM 83330

DRAWING NUMBER C-17295
REV B
TITLE 3mm LED CBI, .250" HIGH LED RoHS COMPLIANT
MATERIAL

Dialight
A Tridonic Group Company
1501 ROUTE 34 SOUTH
FARMINGDALE, NJ 07727

SHEET 1 OF 1
FAMILY TABLE: