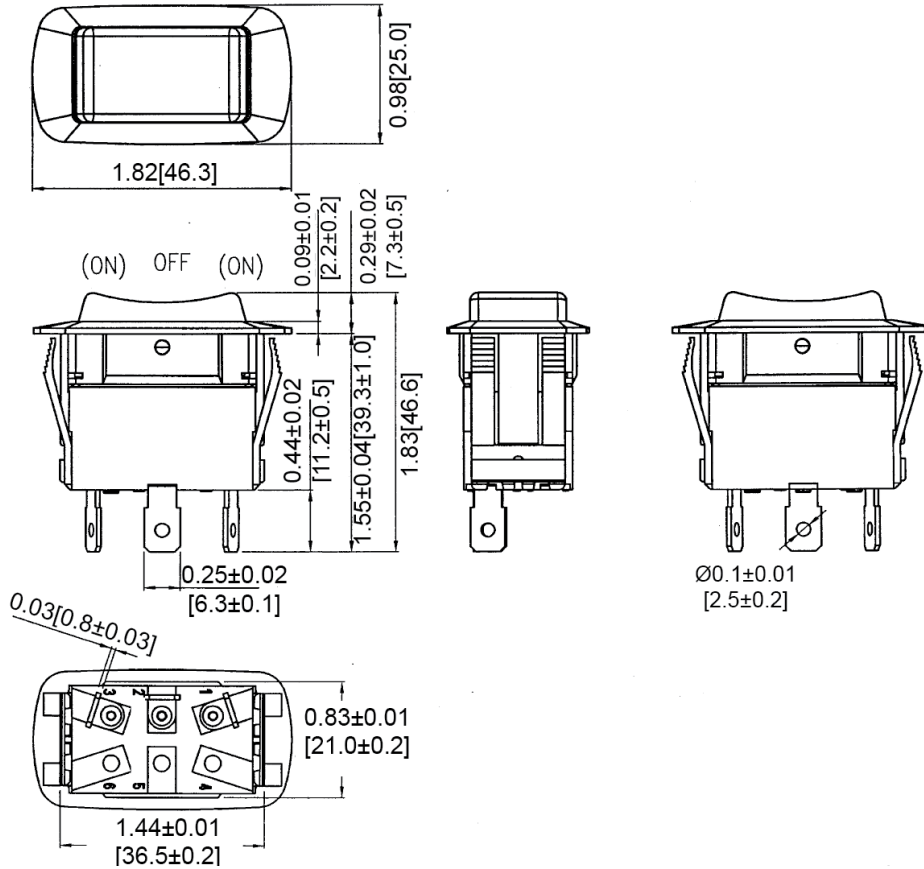
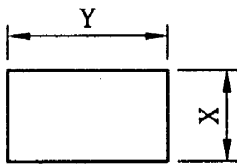


Mechanical Dimensions: Inches [mm]

Tolerances ± 0.012 [0.3] Unless Otherwise Specified



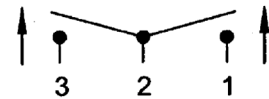
Mounting Hole



Thickness	X	Y
0.0~0.04 [0.75~1.25]	0.83 ± 0.00 [21.2 ± 0.1]	1.44~0.01 [36.6 ± 0.2]
0.04~0.07 [1.25-2.0]	0.83 ± 0.00 [21.2 ± 0.1]	1.45~0.01 [36.8 ± 0.2]
0.07~0.11 [2.0~3.0]	0.83 ± 0.00 [21.2 ± 0.1]	1.46~0.01 [37.0 ± 0.2]

Circuit Diagram

3P SPDT (ON)-OFF-(ON)



Electrical Specifications

Rating	21A 14V DC, 10A 28V DC
Contact Resistance	50m ohm Max
Insulation Resistance	DC 500V 100M ohm Min
Dielectric Strength	AC 1500V 1 minute
Operation Temperature	-20 C~85 C

Material Specifications

Frame	Black, Nylon 66
Actuator	Black, Nylon 66+33%GF
Waterproof	IP56

Rev	Date of issue	Revision Notes	Designed	Approved
A	01-15-2021	Initial Drawing	RC	OF