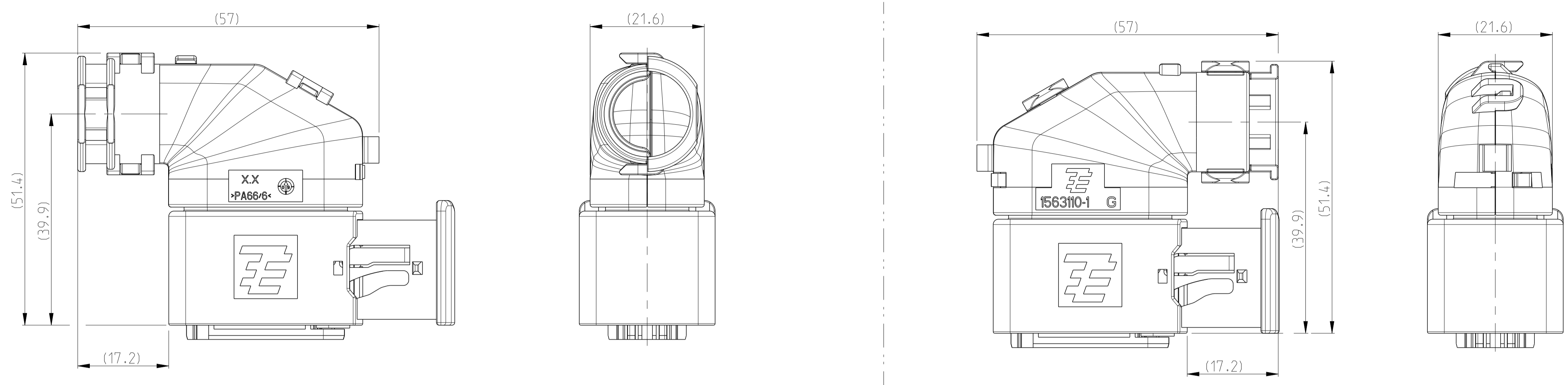


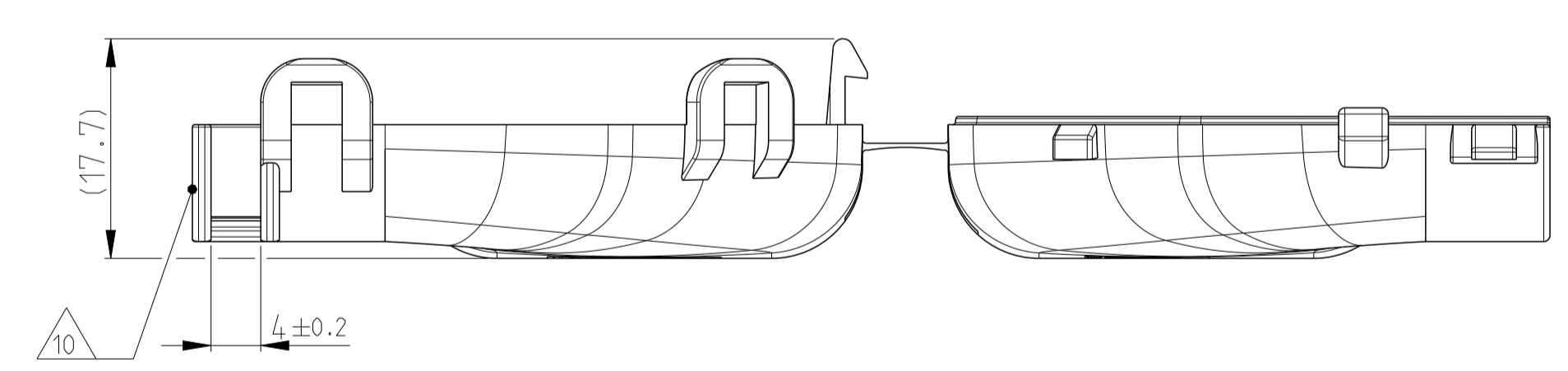
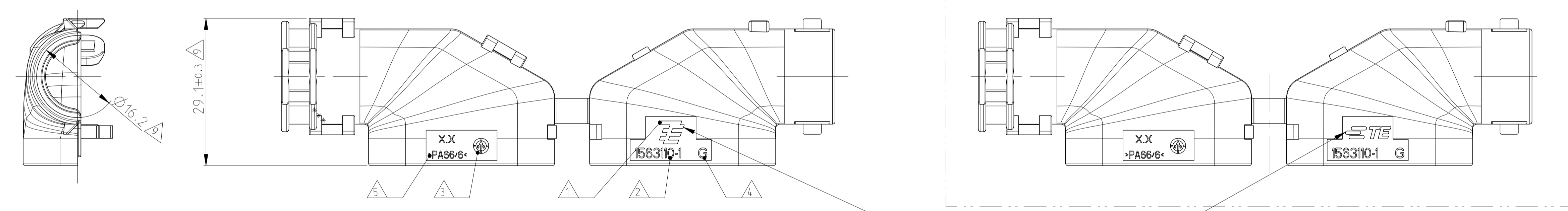
11 MOUNTED COVER OPTIONS
Befestigungsmoeglichkeiten der Kappe



REVISIONS					
P.	LTN	DESCRIPTION	DATE	DMN	APVD
G		ECR-09-012156 IPCN E-09-012061 F. PART CHANGE	04MAR2009	SJ	JG
G1		DETAILS SEE PCN E-10-002668	04FEB2010	SJ	JG
G2		New view added with TE Logo depending on mold	28NOV2017	MAH.	GILC

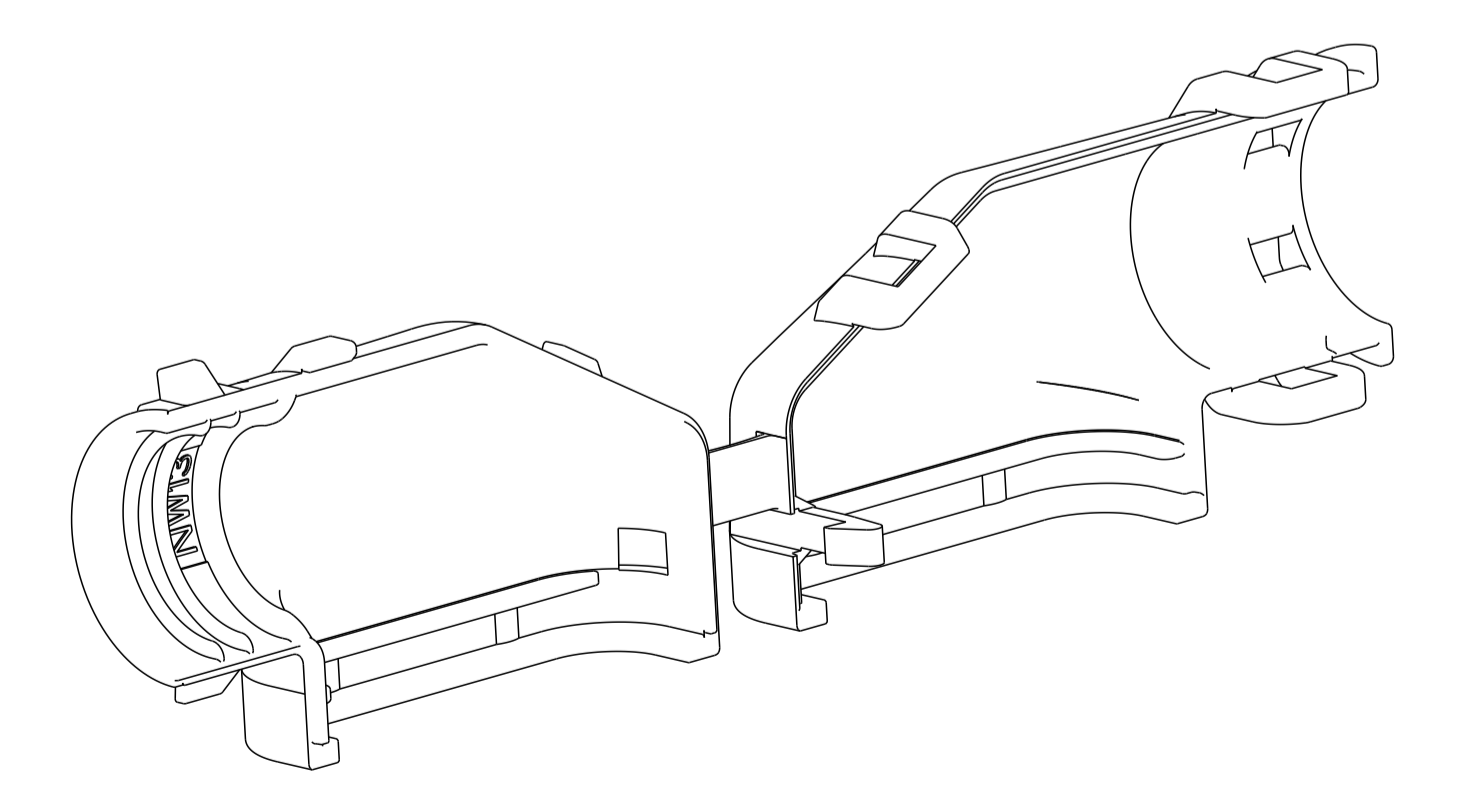
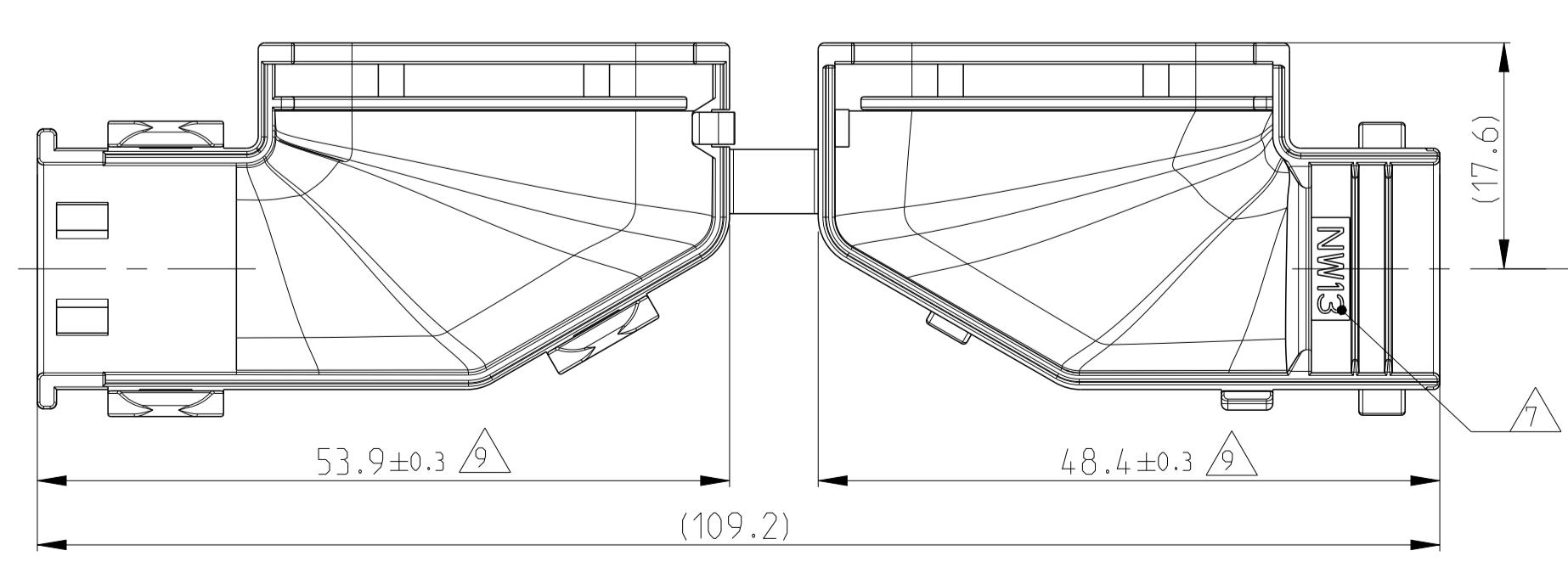
NOTES
Bemerkungen

- 1 TE LOGO
TE Logo
- 2 TE ORDER-NO.
TE Bestell-Nr.
- 3 PRODUCTION DATE
Produktionsdatum
- 4 LETTER-INSERT FOR THE REVISION STATUS OF THE MOLD
Schriftsatz fuer Aenderungszustand des Werkzeuges
ACTUAL STATUS: SEE TABLE
Aktueller Stand: siehe Tabelle
- 5 MATERIAL MARKING ACCORDING TO VDA 260
Werkstoffkennzeichnung nach VDA 260
- 6 BULK PACKAGING IN CORRUGATED BOX
Schuelftgut im Versandkarton
- 7 CABLE EXIT DESIGNED FOR CORRUGATED TUBE NW 13
Kabelabgang ausgelegt fuer Wellrohr NW 13
- 8 MALFUNCTION CAUSED BY LAQUER IS NOT COVERED
BY TE WARRANTY
Funktionsbeeintraechtigung durch Lackieren liegt nicht
im Einfluss und Gewaehrleistungsumfang von TE
- 9 WARPAGE UP TO -1.0mm FROM NOM. DIMENSION PERMITTED
Verzug zulaessig bis -1.0mm vom Nennmass
- 10 MAX. CABLE TIE WIDTH: 3.8mm
max. Kabelbinderbreite: 3.8mm
- 11 SUITABLE FOR TAB AND RECEPTACLE HOUSING GROUP D
SEE PRODUCT GROUP DRAWING 1563709
Passend fuer Flachstecker- und Buchsengehaeuse der Gruppe D
siehe Produktgruppenzeichnung 1563709



TE LOGO RELATED TO MOLDING TOOL
TE Logo abhaengig von Spritzgusswerkzeug

G2



0-1563110-1	G	COVER 90* Kappe 90*	1
TE ORDER-NO. TE Bestell-Nr.	REV.	DESCRIPTION Beschreibung	ITEM
MATERIAL PA66/6 (V-0)		FINISH BLACK schwarz	WEIGHT 5.9g
DIMENSIONS: mm		TOLERANCES UNLESS OTHERWISE SPECIFIED: 1-PLC ±0.150 80/5 2-PLC ±0.150 100/150 3-PLC ±0.150 150/200 4-PLC ±0.150 200/250 ANGLES FINISH	APPROVALS DMN: C. Goeltz 21JUN2007 CHK: J. Grandzow 22JUN2007 APVD: F. Eberwein 25JUN2007
CUSTOMER DRAWING		SCALE 5:1	SHEET 1 OF 1
NAME COVER, 90 Kappe, 90 Grad HDSCS - GROUP D		SIZE A1	RESTRICTED TO
CAGE CODE 00779		DRAWING NO. 1563110	REV. G2