



CMS38606P

Low PIM Ceiling Mount Omnidirectional Antenna 380-960 MHz/1395-6000 MHz

The CMS38606P is an indoor broadband low PIM omnidirectional ceiling mount antenna. It is designed to provide pattern coverage that is optimized for indoor requirements at 380-520 MHz, 600-960 MHz, 1395-1435 MHz, and 1690-6000 MHz frequency bands. The antenna features a pattern that is specifically shaped to provide optimal performance from a ceiling mount location.

FEATURES AND BENEFITS

- Low profile aesthetically-neutral housing
- Mounts directly and easily to ceiling tile
- Excellent flame retardancy rating
- IP67 rated ingress protection and RoHS compliant
- Broadband product with provision for the UHF, 600 MHz, 1390-1432 MHz, and AWS-3 bands in a single solution
- Low PIM performance minimizes interference and improves in-building wireless network coverage and capacity
- Attractive, compact design and form factor ideal for indoor solution applications
- In-building IFC and NFPA regulation compliant

APPLICATIONS

- FirstNet/Public Safety
- In-building wireless
- Neutral host providers
- Cellular and LTE
- Small cells

ELECTRICAL SPECIFICATIONS

Operating Frequency (MHz)	380-520	600-806	806-960	1395-1435	1690-2200	2200-4300	4300-6000
Peak Gain, dBi (Typ)	2.2	2.1	2.6	5.3	5.7	5.8	5.4
Peak Gain, dBi (Max)	3.1	2.7	2.9	5.4	6.1	7.0	6.1
VSWR - Avg	<2.8:1	<1.7:1	<1.9:1	<1.4:1	<1.6:1	<1.9:1	<1.6:1
VSWR - Max	<3.0:1	<2.0:1	<2.0:1	<2.0:1	<2.0:1	<2.0:1	<2.0:1
PIM, 3rd Order, 2 x 20W, dBc (Typ)	<-154	<-154		NA	<-152		
PIM, 3rd Order, 2 x 20W, dBc (Max)	<-150	<-150		NA	<-150		
Nominal Impedance (Ohms)	50						
Max Power - Ambient 25°C (W)	50						
Polarization	Vertical						
Azimuth Beam Width	360°, Omnidirectional						

MECHANICAL SPECIFICATIONS

Dimensions - mm (inches)	133 x 298 (5.23 x 11.7)
Weight - kg (lbs.)	0.8 (1.76)
Radome Material	PC, UV Stable, UL94-V0 Material
Antenna Color	White

ENVIRONMENTAL SPECIFICATIONS

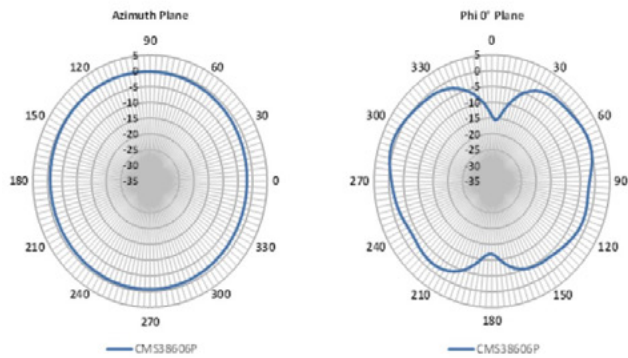
Operating Temperature - C (°F)	-30° to +70° C (-22° to +158° F)
Storage Temperature - C (°F)	-40° to +85° C (-40° to 185° F)
Ingress Protection Rating	IP67
Material Substance Compliance	RoHS

CONFIGURATION

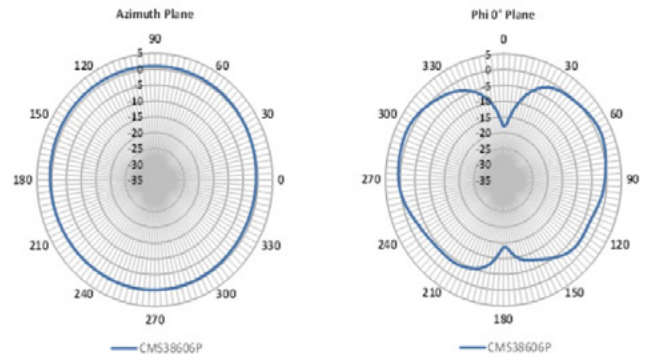
PART NUMBER	CABLE LENGTH	CONNECTOR
CMS38606P-30NF	30 cm (12 in.)	Type N Female
CMS38606P-30D43F	30 cm (12 in.)	4.3-10 Female

RADIATION PATTERNS

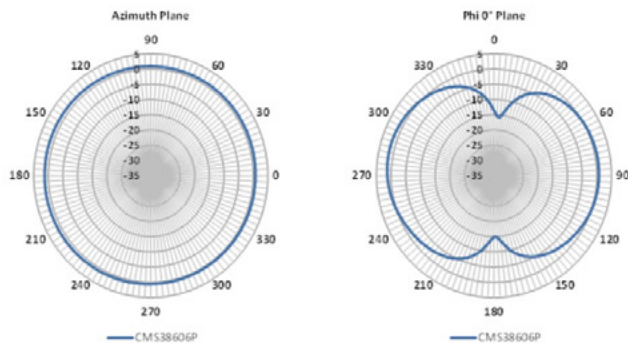
400 MHz



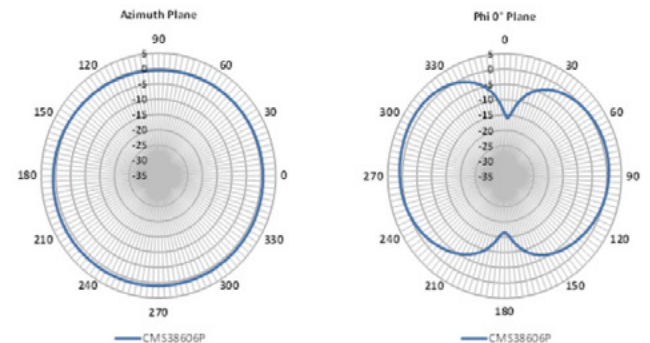
520 MHz



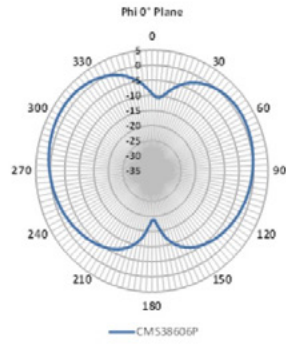
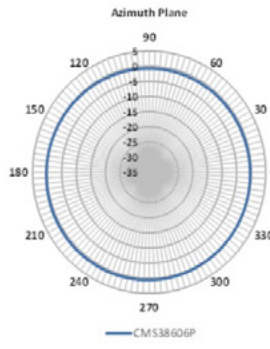
600 MHz



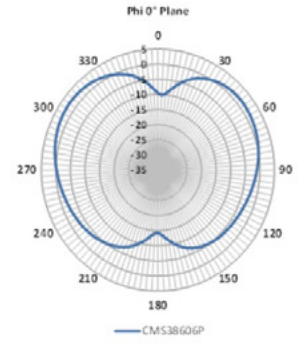
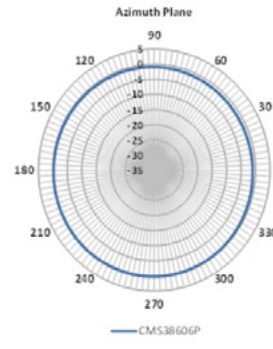
698 MHz



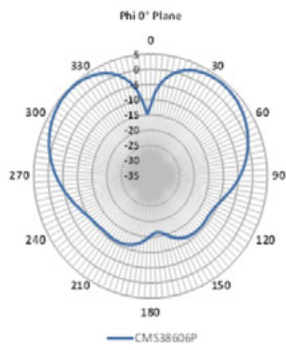
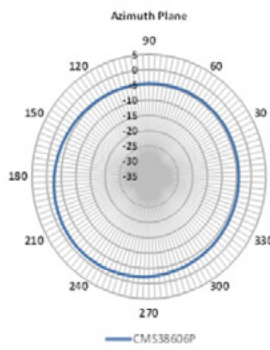
850 MHz



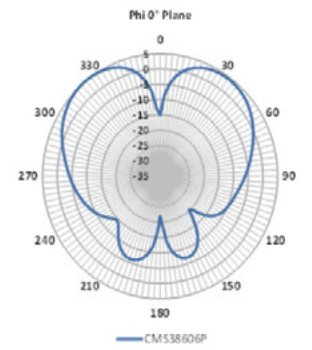
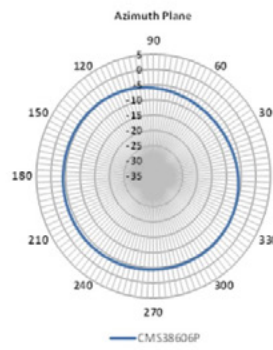
960 MHz



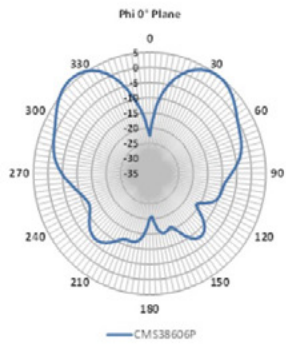
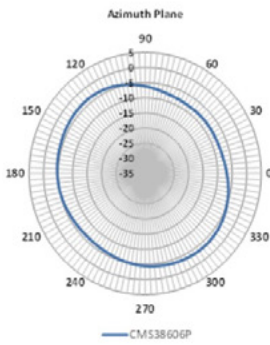
1395 MHz



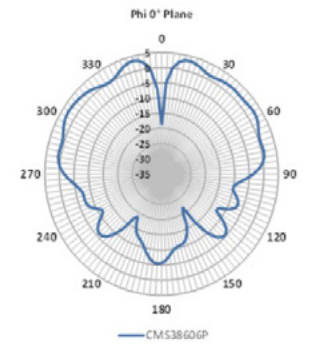
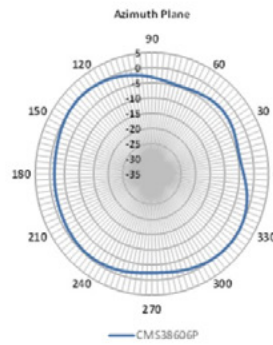
1690 MHz



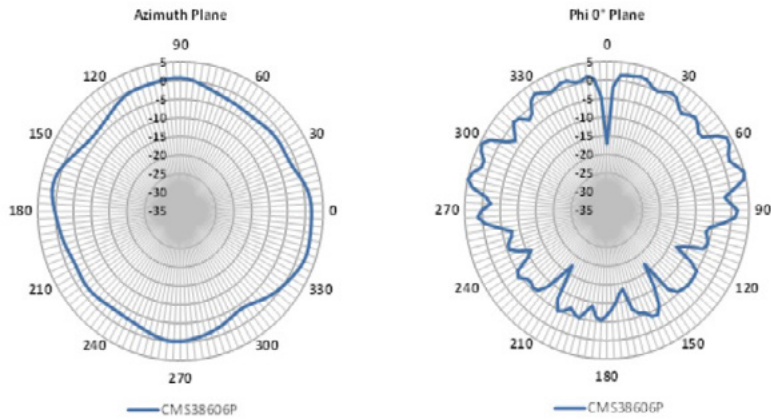
2700 MHz



4300 MHz



5950 MHz



TE TECHNICAL SUPPORT CENTER

USA:	+1 (800) 522-6752
Canada:	+1 (905) 475-6222
Mexico:	+52 (0) 55-1106-0800
Latin/S. America:	+54 (0) 11-4733-2200
Germany:	+49 (0) 6251-133-1999
UK:	+44 (0) 800-267666
France:	+33 (0) 1-3420-8686
Netherlands:	+31 (0) 73-6246-999
China:	+86 (0) 400-820-6015

te.com

TE, and TE connectivity (logo) are trademarks owned or licensed by the TE Connectivity Ltd. family of companies. All other logos, products and/or company names referred to herein might be trademarks of their respective owners.

The information given herein, including drawings, illustrations and schematics which are intended for illustration purposes only, is believed to be reliable. However, TE Connectivity makes no warranties as to its accuracy or completeness and disclaims any liability in connection with its use. TE Connectivity's obligations shall only be as set forth in TE Connectivity's Standard Terms and Conditions of Sale for this product and in no case will TE Connectivity be liable for any incidental, indirect or consequential damages arising out of the sale, resale, use or misuse of the product. Users of TE Connectivity products should make their own evaluation to determine the suitability of each such product for the specific application.

TE Connectivity warrants to the original end user customer of its products that its products are free from defects in material and workmanship. Subject to conditions and limitations TE Connectivity will, at its option, either repair or replace any part of its products that prove defective because of improper workmanship or materials. This limited warranty is in force for the useful lifetime of the original end product into which the TE Connectivity product is installed. Useful lifetime of the original end product may vary but is not warranted to exceed one (1) year from the original date of the end product purchase.

©2022 TE Connectivity. All Rights Reserved.

08/22 Original