

DT04-12PA-CL03 ✓ ACTIVE

DEUTSCH | DEUTSCH DT

TE Internal #: DT04-12PA-CL03

Housing for Male Terminals, Wire-to-Wire, 12 Position, .359 in [9.12 mm] Centerline, Sealable, Gray, Wire & Cable, Power & Signal, DEUTSCH DT

[View on TE.com >](#)



Connectors > Automotive Connectors > Automotive Housings > DEUTSCH DT Receptacle Connectors



Connector & Housing Type: **Housing for Male Terminals**

Mating Pin Diameter: **1.59 mm [.063 in]**

Connector System: **Wire-to-Wire**

Number of Positions: **12**

Centerline (Pitch): **9.12 mm [.359 in]**

[All DEUTSCH DT Receptacle Connectors \(241\)](#)

Features

Product Type Features

Connector Shape	Rectangular
Connector & Housing Type	Housing for Male Terminals
Connector System	Wire-to-Wire
Sealable	Yes
Hybrid Connector	No
Primary Locking Feature	Integrated in Housing
Connector & Contact Terminates To	Wire & Cable

Configuration Features

Blank Cavity Position	0
Connector Modification	Welded Flange
Connector Seal Code	E Seal
Number of Positions	12
Number of Rows	2

Electrical Characteristics

Operating Voltage	250 VAC
Nominal Voltage Architecture	12 V, 24 V, 48 V

Body Features



Cable Exit Angle	180°
Primary Product Color	Gray
Connector & Keying Code	A

Contact Features

Contact Size	Size 16
Contact Type	Pin
Mating Pin Diameter	1.59 mm[.063 in]
Contact Current Rating (Max)	13 A

Mechanical Attachment

Terminal Position Assurance	Yes
Strain Relief	Add By Accessory
Mating Alignment Type	Keyed
Mating Alignment	With
Connector Mounting Type	Panel Mount

Housing Features

Housing Material	PA GF
Centerline (Pitch)	9.12 mm[.359 in]

Dimensions

Connector Height	35.56 mm[1.4 in]
Product Width	55.12 mm[2.17 in]
Product Length	45.92 mm[1.808 in]
Row-to-Row Spacing	4.45 mm[.175 in]
Accepts Insulation Diameter Range	1.35 – 3.05 mm[.053 – .12 in]

Usage Conditions

Operating Temperature (Max)	125 °C[257 °F]
Operating Temperature Range	-55 – 125 °C[-67 – 257 °F]

Operation/Application

Circuit Application	Power & Signal
---------------------	----------------

Industry Standards

Degree of Protection	IP68, IP6K9K
Agency/Standard	SAE J2030
UL Flammability Rating	12mm Flame Test per Standard UL-94



Packaging Features

Packaging Quantity	200
Packaging Method	Box

Other

Serviceable	Yes
Connector Position Assurance Capable	No

Product Compliance

[For compliance documentation, visit the product page on TE.com>](#)

EU RoHS Directive 2011/65/EU	Compliant
EU ELV Directive 2000/53/EC	Compliant
China RoHS 2 Directive MIIT Order No 32, 2016	No Restricted Materials Above Threshold
EU REACH Regulation (EC) No. 1907/2006	Current ECHA Candidate List: JAN 2023 (233) Candidate List Declared Against: JAN 2023 (233) Does not contain REACH SVHC
Halogen Content	Not Low Halogen - contains Br or Cl > 900 ppm.
Solder Process Capability	Not reviewed for solder process capability

Product Compliance Disclaimer

This information is provided based on reasonable inquiry of our suppliers and represents our current actual knowledge based on the information they provided. This information is subject to change. The part numbers that TE has identified as EU RoHS compliant have a maximum concentration of 0.1% by weight in homogenous materials for lead, hexavalent chromium, mercury, PBB, PBDE, DBP, BBP, DEHP, DIBP, and 0.01% for cadmium, or qualify for an exemption to these limits as defined in the Annexes of Directive 2011/65/EU (RoHS2). Finished electrical and electronic equipment products will be CE marked as required by Directive 2011/65/EU. Components may not be CE marked. Additionally, the part numbers that TE has identified as EU ELV compliant have a maximum concentration of 0.1% by weight in homogenous materials for lead, hexavalent chromium, and mercury, and 0.01% for cadmium, or qualify for an exemption to these limits as defined in the Annexes of Directive 2000/53/EC (ELV). Regarding the REACH Regulation, the information TE provides on SVHC in articles for this part number is based on the latest European Chemicals Agency (ECHA) 'Guidance on requirements for substances in articles' posted at this URL: <https://echa.europa.eu/guidance-documents/guidance-on-reach>

Compatible Parts





TE Part # CAT-D487-P729
Dust Caps — DEUTSCH DT



TE Part # CAT-D487-B128
DEUTSCH DT Backshells



TE Part # CAT-D48-SP729
DEUTSCH Sealing Plugs



TE Part # CAT-D48-ST273
DEUTSCH Solid Contacts



TE Part # CAT-J41-DDPC
DEUTSCH DT Plug Connectors



TE Part # W12P
WEDGE LOCK, 12P, REC, GRN, DT



TE Part # 776364-1
SEALING PLUG, SZ 20 CAVITY



TE Part # DT-RT1
EXT TOOL, FRONT RELEASE



TE Part # DT12P-BT
BOOT, 12P, REC, ST, GRY



TE Part # CAT-J67-DSCC16
DEUTSCH Size 16 Crimp Contacts



TE Part # DT12P-BT-BK
BOOT, 12P, REC, ST, BLK



TE Part # 2300908-1
0460-003-16329, PIN, SOLID, 20-24AWG, AU



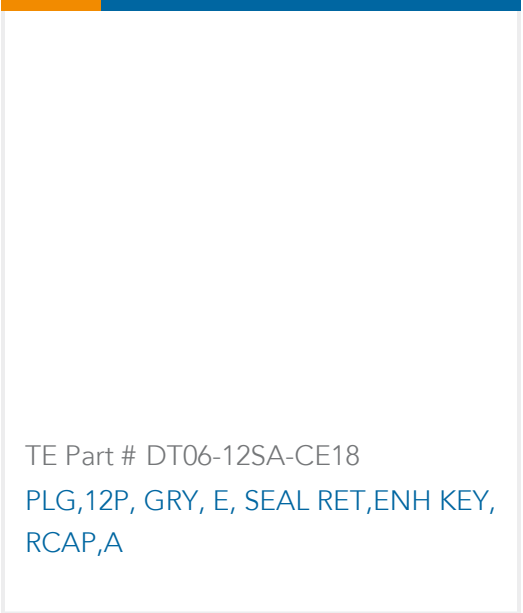
TE Part # DT12P-BT-EN
BOOT, 12P, REC, ST, LONG, GRY



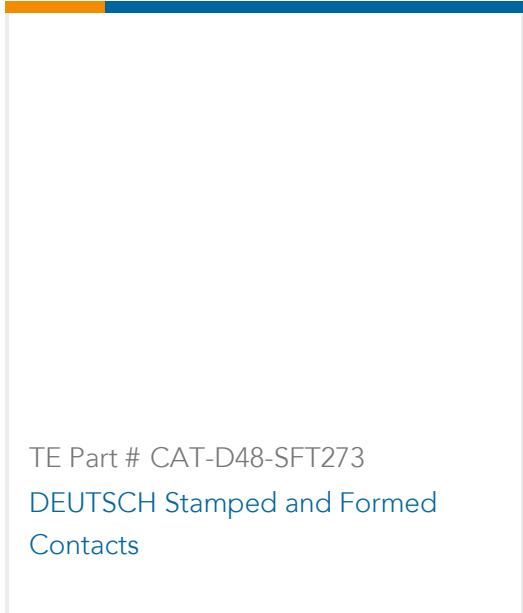
TE Part # DT12P-BT-YW
BOOT, 12P, REC, ST, YEL



TE Part # DT12-L012-GKT
GASKET DT 12 WY FLD RC



TE Part # DT06-12SA-CE18
PLG, 12P, GRY, E, SEAL RET, ENH KEY, RCAP, A




TE Part # CAT-D48-SFT273
DEUTSCH Stamped and Formed Contacts

Also in the Series | **DEUTSCH DT**



Automotive Connector Caps & Covers (107)



Automotive Connector Locks & Position Assurance(74)



Automotive Housings(618)




Automotive Seals & Cavity Plugs(5)



Insertion & Extraction Tools(3)



Other Automotive Connector Accessories(16)



PCB Headers & Receptacles(102)

Customers Also Bought




TE Part #DT04-12PA-B016
DEUTSCH DT Receptacle Connectors



TE Part #1-66358-3
III+ SKT,18-14,30AU/FL,STRIP



TE Part #DT06-12SA-CE02
PLG, 12P, BLK, E, A



TE Part #HDC9-JDL082397
DUST CAP, 9P, REC, BLK, LANYARD, HD10



TE Part #DTP4S-BT
BOOT, 4P, PLG, ST, GRY



TE Part #1-66740-1
TYPE XII FEMALE CONT (STRIP)



TE Part #638865-1
CABLE SEAL 12 AWG PWR TMR TERM



TE Part #2066046-4
2 POS MINI FUSE BOX ASSY



TE Part #1-968875-3
AMP MCP 2.8, CONTACT SWS (LP)

Documents



CAD Files

3D PDF

3D

Customer View Model

[ENG_CVM_CVM_DT04-12PA-CL03_B.2d_dxf.zip](#)

English

Customer View Model

[ENG_CVM_CVM_DT04-12PA-CL03_B.3d_igs.zip](#)

English

Customer View Model

[ENG_CVM_CVM_DT04-12PA-CL03_B.3d_stp.zip](#)

English

By downloading the CAD file I accept and agree to the [Terms and Conditions](#) of use.

Datasheets & Catalog Pages

ICT Terminals and Connectors Catalogue

English

CONNECTOR SELECTOR

English

Product Specifications

Application Specification

English

Agency Approvals

UL Report

English