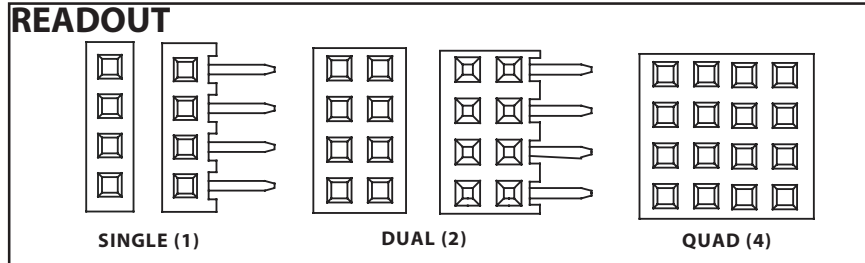




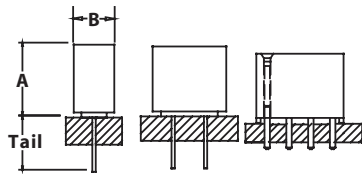
**.079"[2mm] Contact Centers, Female Header
Dip Solder/Right Angle/SMT**

SPECIFICATIONS

- 1 amp current rating per contact
- UL Flammability Rating: 94V-O
- Insulator: Black Thermoplastic Polyester/Nylon 6-T
- Contact Material: Phosphor Bronze

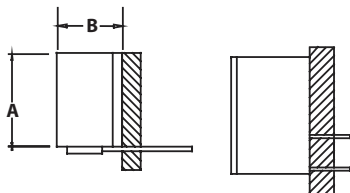


TERMINATION TYPE



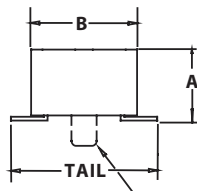
STRAIGHT

P/N CODE	ROWS	TERM	A	B	TAIL
BFC	1	STRAIGHT	.170 [4.30]	.094 [2.40]	.094 [2.40]
AFC	2	STRAIGHT	.170 [4.30]	.157 [4.00]	.094 [2.40]
AFE	2	STRAIGHT	1.70 [4.30]	.157 [4.00]	.110 [2.80]
EFC	4	STRAIGHT	.248 [6.30]	.315 [8.00]	.094 [2.40]



RIGHT ANGLE

P/N CODE	ROWS	TERM	A	B	TAIL
FGG	1	RIGHT ANGLE	.169 [4.30]	.110 [2.80]	.122 [3.10]
FJF	2	RIGHT ANGLE	.285 [7.20]	.191 [4.85]	.118 [3.00]



SMT

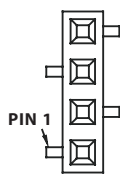
P/N CODE	ROWS	TERM	A	B	TAIL
BFL	1	SMT	.181 [4.60]	.094 [2.40]	.157 [4.00]
GFN	2	SMT	.110 [2.80]	.165 [4.20]	.228 [5.80]
GHN	Replaced by GFN				
FFK	2	SMT	.173 [4.40]	.157 [4.00]	.228 [5.80]

Refer to Mounting Style

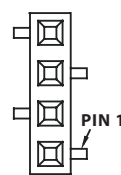
MOUNTING STYLE



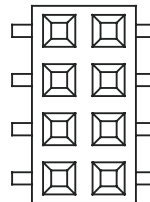
No Mounting-
Standard (N)



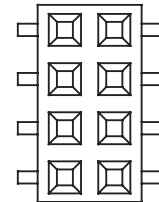
One Row SMT,
Pin 1 Left (C)



One Row SMT,
Pin 1 Right (D)



Two Row SMT,
Without Guide Posts (S)



Two Row SMT,
With Guide Post (P)



**.079"[2mm] Contact Centers, Female Header
Dip Solder/Right Angle/SMT**

PART NUMBER CODING

PP P N 40 1 BFC N -RC

PLASTIC HOUSING
 PP = Thermoplastic/Phosphor Bronze (Thru Hole Only)
 NP = Nylon 6-T/Phosphor Bronze (SMT or Thru Hole)

CONTACT FINISH - RoHS Compliant
 Contact Termination
 P = Gold Flash Gold Flash (For 1 and 2 Row)
 R = .000020 GOLD .00010 TIN (For 4 row)

CONTACT CENTERS
 N = .079" [2.00mm]

NUMBER OF POSITIONS
 01 to 40
 (e.g. 40 Dual = 80 Contacts)

NUMBER OF ROWS (Opposite Page)
 1 = One Row
 2 = Two Row
 4 = Four Row

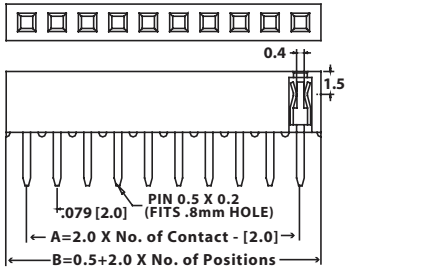
RoHS COMPLIANT
 Consult Factory For Modifications

MOUNTING STYLE
 N = No Mounting
 C = SMT, Single row female, pin 1 Left
 D = SMT, Single row female, pin 1 Right
 P = Surface mount with guide pins
 S = Surface mount without guide pins

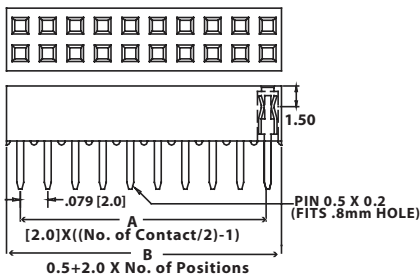
TERMINATION TYPE (Opposite Page)
 BFC = Thru Hole Top Entry
 AFC = Thru Hole Top Entry
 AFE = Thru Hole Top Entry/Closed Bottom
 EFC = Thru Hole Top Entry
 FGG = R/A Top Entry
 FJF = R/A Top Entry
 BFL = SMT Bottom Entry (Nylon 6-T only)
 FFK = SMT Bottom Entry (Nylon 6-T only)
 GFN = SMT Top/Bottom Entry (Nylon 6-T only)
 GHN = SMT Replaced by GFN

DIMENSIONS

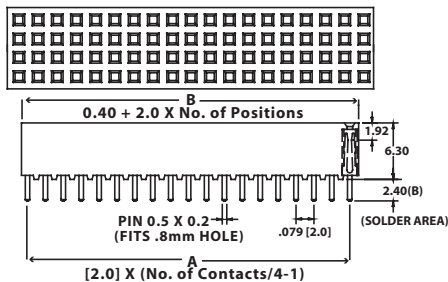
Dimensions in [] are in millimeters, all others are in inches.



**SINGLE READOUT,
STRAIGHT TAIL SHOWN**



**DUAL READOUT,
STRAIGHT TAIL SHOWN**



**QUAD READOUT,
STRAIGHT TAIL SHOWN**

PART NUMBER	NUMBER OF CONTACTS SINGLE/DUAL/ QUAD	CENTER TO CENTER LENGTH [A]		OVERALL LENGTH [B]	
		INCHES	[MM]	INCHES	[MM]
_ PPN01 _ N-RC	01/02			0.079	2.00
_ PPN02 _ N-RC	02/04	0.079	2.00	0.157	4.00
_ PPN03 _ N-RC	03/06	0.157	4.00	0.236	6.00
_ PPN04 _ N-RC	04/08	0.236	6.00	0.315	8.00
_ PPN05 _ N-RC	05/10	0.315	8.00	0.394	10.00
_ PPN06 _ N-RC	06/12/24	0.394	10.00	0.472	12.00
_ PPN07 _ N-RC	07/14	0.472	12.00	0.551	14.00
_ PPN08 _ N-RC	08/16	0.551	14.00	0.630	16.00
_ PPN09 _ N-RC	09/18	0.630	16.00	0.709	18.00
_ PPN10 _ N-RC	10/20/40	0.709	18.00	0.787	20.00
_ PPN11 _ N-RC	11/22	0.787	20.00	0.866	22.00
_ PPN12 _ N-RC	12/24/44	0.866	22.00	0.945	24.00
_ PPN13 _ N-RC	13/26	0.945	24.00	1.024	26.00
_ PPN14 _ N-RC	14/28	1.024	26.00	1.102	28.00
_ PPN15 _ N-RC	15/30/60	1.102	28.00	1.181	30.00
_ PPN16 _ N-RC	16/32	1.181	30.00	1.260	32.00
_ PPN17 _ N-RC	17/34	1.260	32.00	1.339	34.00
_ PPN18 _ N-RC	18/36	1.339	34.00	1.417	36.00
_ PPN19 _ N-RC	19/38	1.417	36.00	1.496	38.00
_ PPN20 _ N-RC	20/40	1.496	38.00	1.575	40.00
_ PPN21 _ N-RC	21/42/84	1.575	40.00	1.654	42.00
_ PPN22 _ N-RC	22/44	1.654	42.00	1.732	44.00
_ PPN23 _ N-RC	23/46	1.732	44.00	1.811	46.00
_ PPN24 _ N-RC	24/48/96	1.811	46.00	1.890	48.00
_ PPN25 _ N-RC	25/50	1.890	48.00	1.969	50.00
_ PPN26 _ N-RC	26/52	1.969	50.00	2.047	52.00
_ PPN27 _ N-RC	27/54	2.047	52.00	2.126	54.00
_ PPN28 _ N-RC	28/56	2.126	54.00	2.205	56.00
_ PPN29 _ N-RC	29/58	2.205	56.00	2.283	58.00
_ PPN30 _ N-RC	30/60/120	2.283	58.00	2.362	60.00
_ PPN31 _ N-RC	31/62	2.362	60.00	2.441	62.00
_ PPN32 _ N-RC	32/64	2.441	62.00	2.520	64.00
_ PPN33 _ N-RC	33/66	2.520	64.00	2.598	66.00
_ PPN34 _ N-RC	34/68	2.598	66.00	2.677	68.00
_ PPN35 _ N-RC	35/70	2.677	68.00	2.756	70.00
_ PPN36 _ N-RC	36/72	2.756	70.00	2.835	72.00
_ PPN37 _ N-RC	37/74	2.835	72.00	2.913	74.00
_ PPN38 _ N-RC	38/76	2.913	74.00	2.992	76.00
_ PPN39 _ N-RC	39/78	2.992	76.00	3.071	78.00
_ PPN40 _ N-RC	40/80	3.071	78.00	3.150	80.00