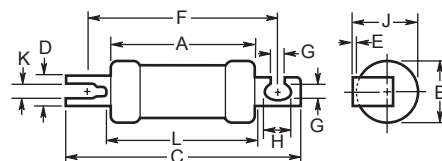


HRCI-Misc Type K Ceramic Body Fuses

CIH, CIK, CIL



Dimensional Data



(The CIL14 has a rejection hole, not a slot as shown above.)

Catalog Symbol: CIH, CIK AND CIL
HRI Ceramic Body Fuses

30, 60, & 100A
600V

Agency Information: CSA Class 1422-02, File 53787

- 200,000A Interrupting capacity
- Offset blades for bolt down mounting.
- Provides both overload and short circuit protection.

Motor Branch Circuit Application Guide

Buss HRCI-MISC Fuse Rating	Full Voltage Starting		Reduced Voltage
	Normal Duty	Heavy Duty	Starting
Maximum Full Load Current of Motor			
3CIH07B	0.75	0.64	1.3
6CIH07B	1.6	1.3	2.6
10CIH07B	2.5	2.1	4.0
15CIH07B	5.0	4.0	7.7
20CIH07B	7.3	5.9	11.0
25CIH07B	10.0	8.0	15.0
30CIH07B	12.0	9.9	19.0
35CIK07B	14.0	11.0	21.0
40CIK07B	16.0	13.0	25.0
45CIK07B	18.0	14.0	27.0
50CIK07B	22.0	17.0	31.0
60CIK07B	27.0	21.0	39.0
70CIL14B	32.0	26.0	49.0
80CIL14B	40.0	31.0	60.0
90CIL14B	44.0	35.0	66.0
100CIL14B	53.0	41.0	77.0

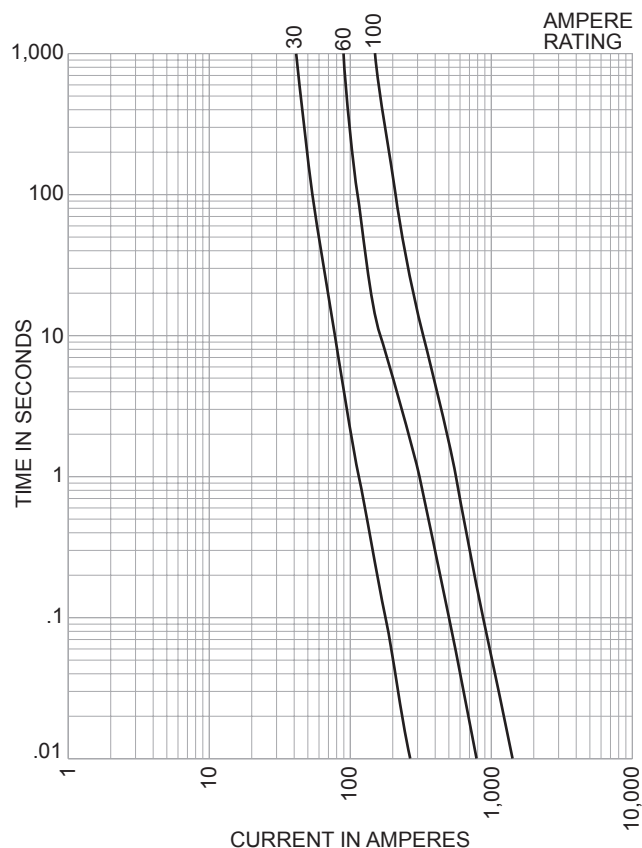
Ratings, Categories and Dimensions

Ratings (Amps)	Current Catalog Number	Dimensions in Inches and (mm)										
		A MAX	B MAX	C MAX	D NOM	E NOM	F NOM	G NOM	H NOM	J MAX	K NOM	L MAX
1	1CIH07B											
3	3CIH07B											
6	6CIH07B											
10	10CIH07B	2.25	.94	3.38	.38	.04	2.88	.21	.31	1	.10	2.38
15	15CIH07B	(57)	(24)	(86)	(9.2)	(1.0)	(73)	(5.2)	(8)	(25.4)	(2.6)	(60)
20	20CIH07B											
25	25CIH07B											
30	30CIH07B											
35	35CIK07B	2.28	1.06	3.56	.5	.05	2.88	.21	.41	1.09	.13	2.38
40	40CIK07B	(58)	(27)	(91)	(12.7)	(1.2)	(73)	(5.2)	(10.5)	(28)	(3.2)	(61)
50	50CIK07B											
60	60CIK07B											
80	80CIL14B	2.75	1.44	4.38	.75	.09	3.69	.34	.41	1.5	-	2.91
90	90CIL14B	(70)	(37)	(111)	(19)	(2.5)	(94)	(8.7)	(10.5)	(38.5)	-	(74)
100	100CIL14B											

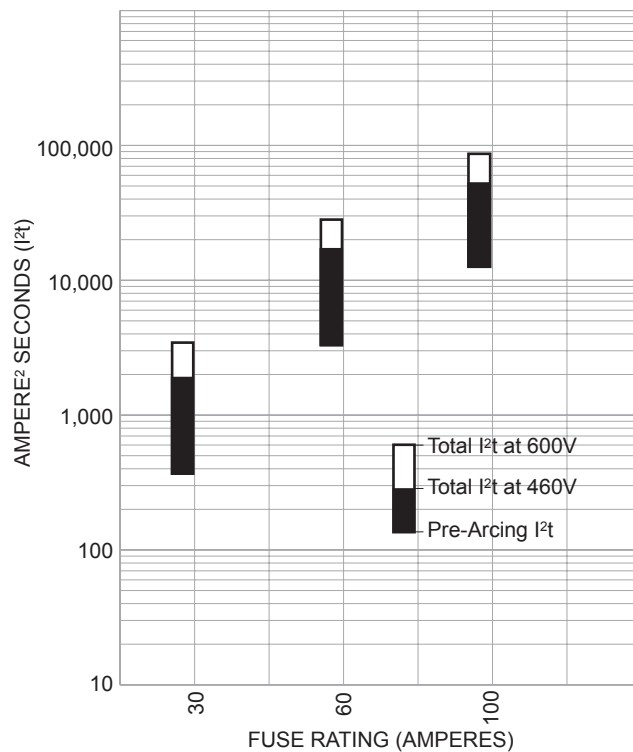
HRI-Misc Type K Ceramic Body Fuses

CIH, CIK, CIL

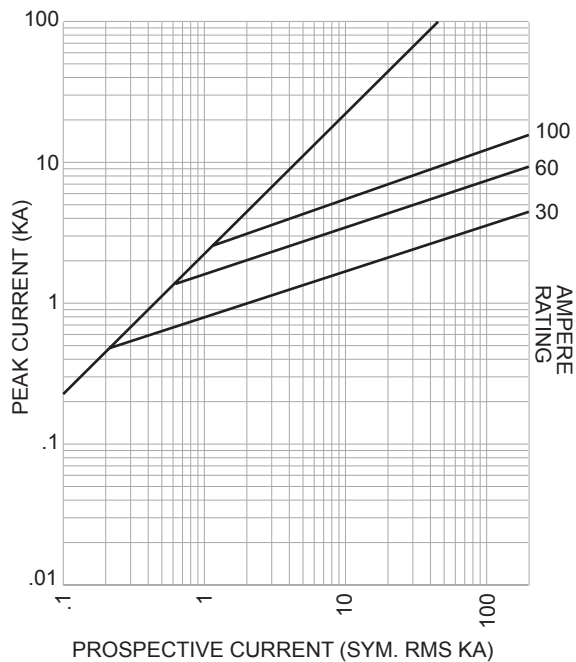
Time/Current-Curves



Energy Let-Through Curves



Peak Let-Through Curves



The only controlled copy of this Data Sheet is the electronic read-only version located on the Bussmann Network Drive. All other copies of this Data Sheet are by definition uncontrolled. This bulletin is intended to clearly present comprehensive product data and provide technical information that will help the end user with design applications. Bussmann reserves the right, without notice, to change design or construction of any products and to discontinue or limit distribution of any products. Bussmann also reserves the right to change or update, without notice, any technical information contained in this bulletin. Once a product has been selected, it should be tested by the user in all possible applications.