

2SC4518/4518A

Silicon NPN Triple Diffused Planar Transistor (High Voltage Switching Transistor) **Application :** Switching Regulator, Lighting Inverter and General Purpose

Absolute maximum ratings (Ta=25°C)

Symbol	Ratings		Unit
	2SC4518	2SC4518A	
VCBO	900	1000	V
VCEO	550		V
VEBO	7		V
IC	5(Pulse10)		A
IB	2.5		A
PC	35(Tc=25°C)		W
TJ	150		°C
Tstg	-55 to +150		°C

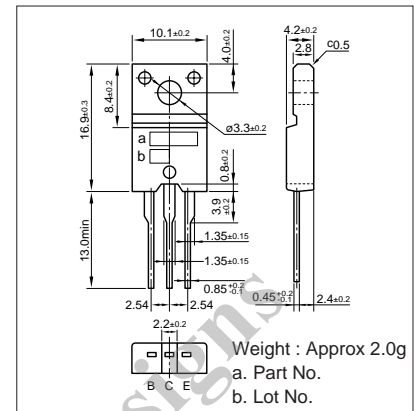
Electrical Characteristics (Ta=25°C)

Symbol	Conditions	Ratings		Unit
		2SC4518	2SC4518A	
ICBO	VCB=800V	100max		μA
IEBO	VEB=7V	100max		μA
V(BR)CEO	IC=10mA	550min		V
hFE	VCE=4V, IC=1.8A	10to25		
VCE(sat)	IC=1.8A, IB=0.36A	0.5max		V
VBE(sat)	IC=1.8A, IB=0.36A	1.2max		V
fr	VCE=12V, IE=-0.35A	6typ		MHz
COB	VCB=10V, f=1MHz	50typ		pF

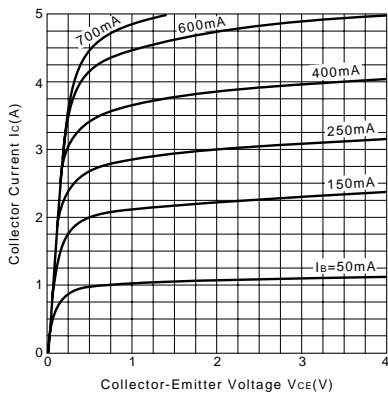
Typical Switching Characteristics (Common Emitter)

VCC (V)	RL (Ω)	IC (A)	VBB1 (V)	VBB2 (V)	IB1 (A)	IB2 (A)	ton (μs)	tstg (μs)	tf (μs)
250	139	1.8	10	-5	0.27	-0.9	0.7max	4max	0.5max

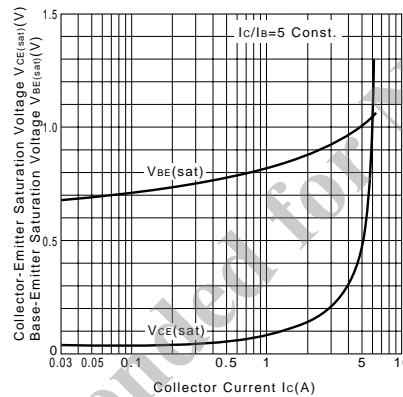
External Dimensions FM20(TO220F)



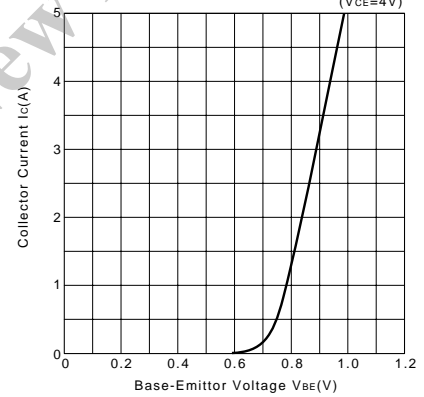
IC-VCE Characteristics (Typical)



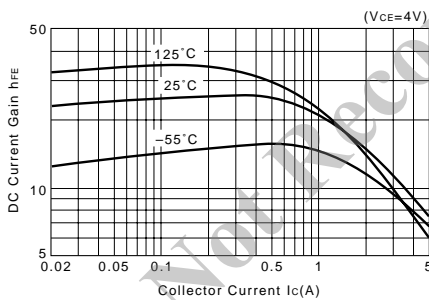
VCE(sat), VBE(sat)-IC Temperature Characteristics (Typical)



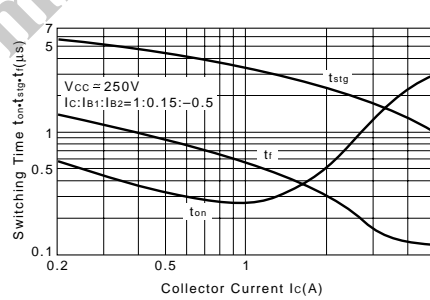
IC-VBE Temperature Characteristics (Typical)



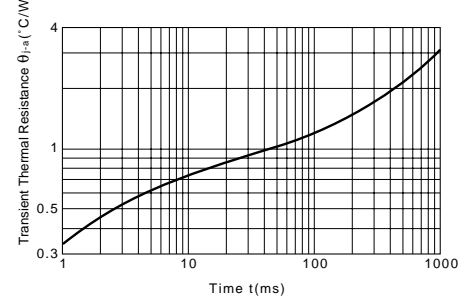
hFE-IC Temperature Characteristics (Typical)



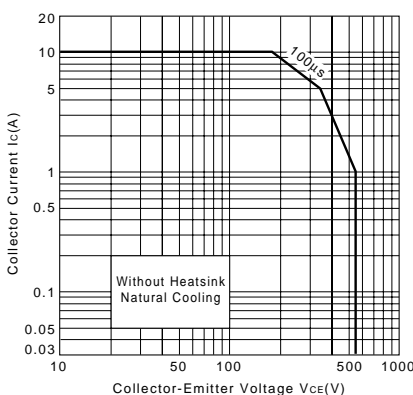
ton, tstg, tr-IC Characteristics (Typical)



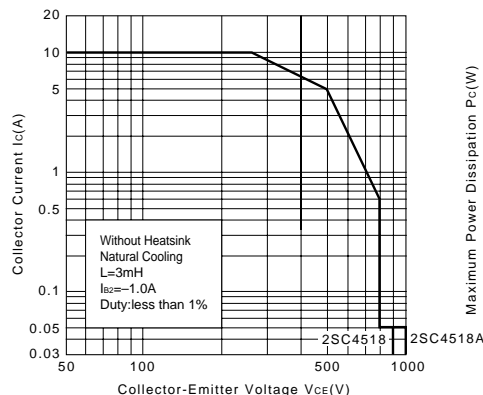
θja-t Characteristics



Safe Operating Area (Single Pulse)



Reverse Bias Safe Operating Area



PC-Ta Derating

