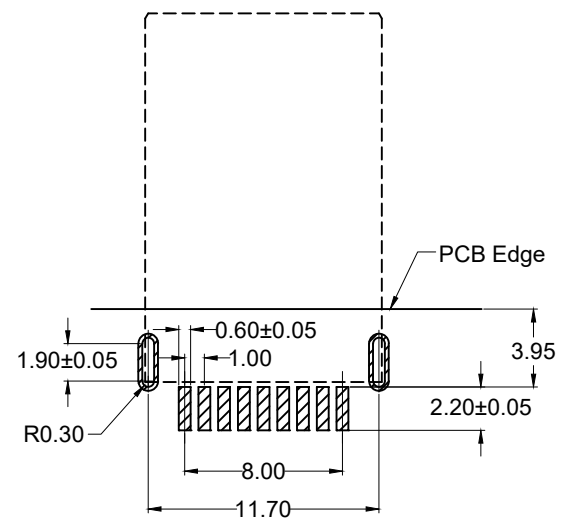
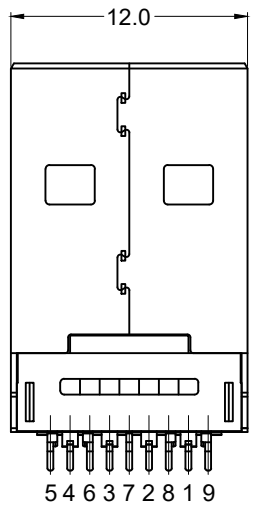
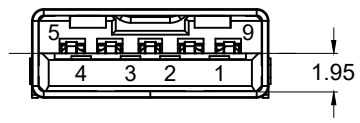
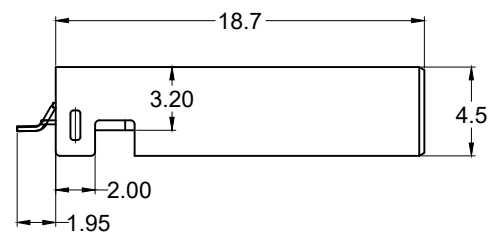
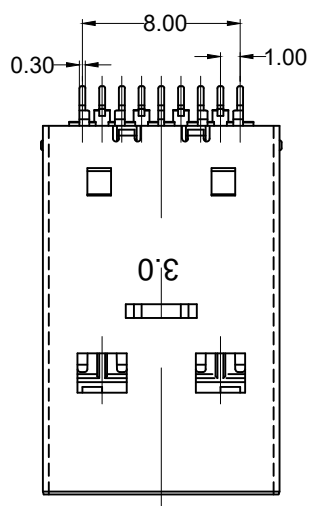


Pin Number	Signal Name
1	VBUS
2	D -
3	D +
4	GND
5	StdA_SSRX-
6	StdA_SSRX+
7	GND-DRAIN
8	StdA_SSTX-
9	StdA_SSTX+



Recommended PCB Layout
(Top View)

Materials and Finish

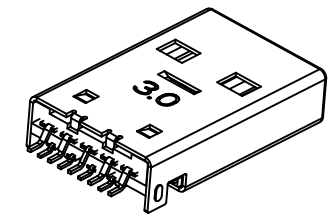
Housing: High Temp. 30%G.F
UL94V-0 Color:Blue
Color: Blue
Contact A (4 Pin): Brass;
Contact B(5 Pin): Phosphor Bronze;
Plating: Gold plating over Nickel
on contact area;
Tin Plating on Solder Tail.
Shell: SPCC, Nickel Plating

Electrical Specification

Current Rating: 1.8 Amp
Contact Resistance: 50mOhm Max.
Insulation Resistance: 100MOhm Min
Dielectric Withstanding Voltage: 100V AC Min

Mechanical

Insertion Force: 2.5Kg Max
Withdrawal Force: 1.0-2.5Kg
Durability: 5000 Cycles.
Operating Temperature: -40°c to +85°c.



Tolerances
X.X ± 0.38
X.XX ± 0.25
Unless Stated
Otherwise

REV.	DATE	DESCRIPTION	REV. BY	CHK. BY	DRAWN BY	DATE
A0	5/3/10	New Drawing	S. Vien	H. MA	S. Vien	04/02/10
A1	7/6/10	Release Drawing	H. MA	N/A		
A2	10/04/10	Add Pin number	S. Vien	H. MA		UNITS
A3	05/08/13	ECO #13-020	W. Cook	P. DalCanto		
A4	08/17/18	Address Update	G. Serrato	D. Shehan		

KUSBX-SMT-AP9

USB 3.0 Plug, Type A
SMT, RoHS Compliant

