



ANATECH ELECTRONICS INC
RF & Microwave Filters & Products

945 MHz LC Bandpass Filter

Part Number: AE945B5059



Electrical Specifications

Center Frequency: 945 MHz
3-dB Bandwidth: 76 MHz
Insertion Loss: <6dB @ 945 MHz
Return Loss: >14dB @ 945 MHz
Impedance: 50 Ohms

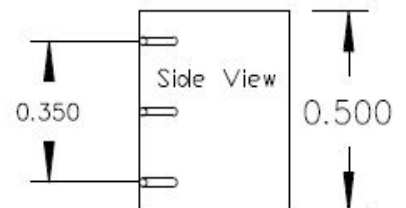
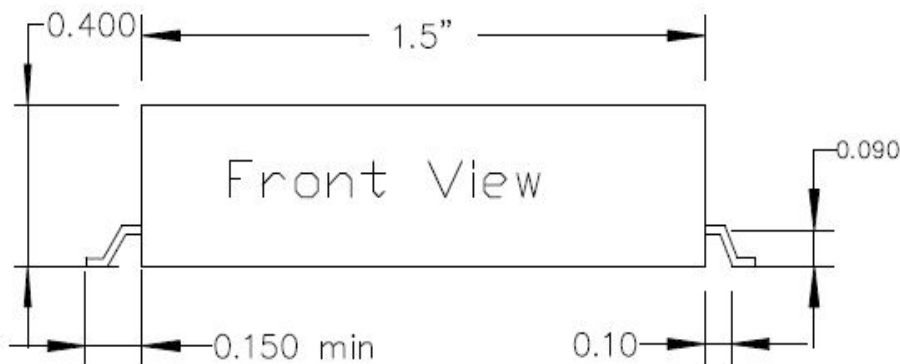
Mechanical

Connector Type: Surface-Mount
Dimensions: 1.5" x 0.5" x 0.4" in.

Environmental

Operating Temperature: -25°C to +70°C
Storage Temperature: -40°C to +90°C
Shock: 10 G. 11ms
Vibration: 10 G. 5 to 200Hz

Outline Drawing:



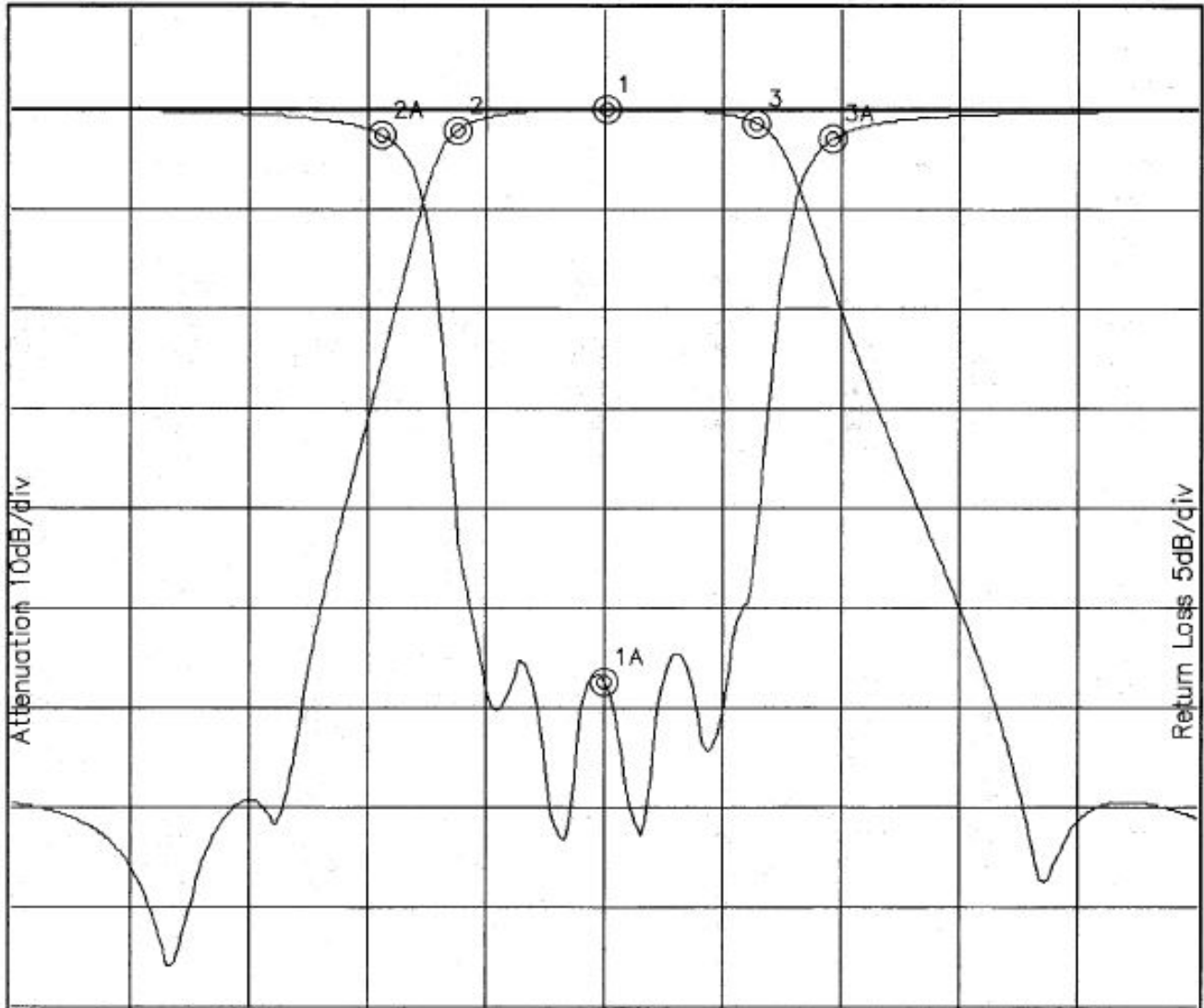


Response Plot:

B5059.lad

MAR 2, 2001

Attenuation/Return Loss



Attenuation Start: 795.0MHz Stop: 1.095GHz

Return Loss Start: 795.0MHz Stop: 1.095GHz

Offset -2.1739dB

Marker 1 Freq 945.24MHz Atten 0.027dB
 Marker 2 Freq 907.43MHz Atten -2.106dB
 Marker 3 Freq 983.04MHz Atten -1.455dB

Marker 1A Freq 944.75MHz Ret Loss -28.869dB
 Marker 2A Freq 888.05MHz Ret Loss -1.313dB
 Marker 3A Freq 1.002GHz Ret Loss -1.500dB