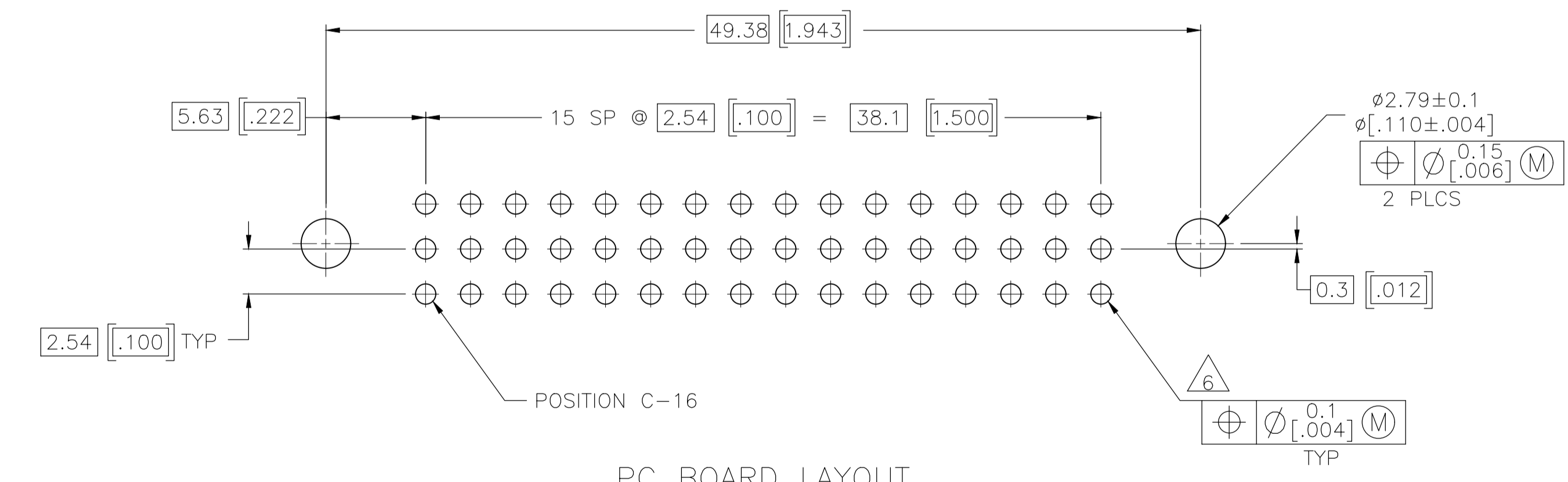

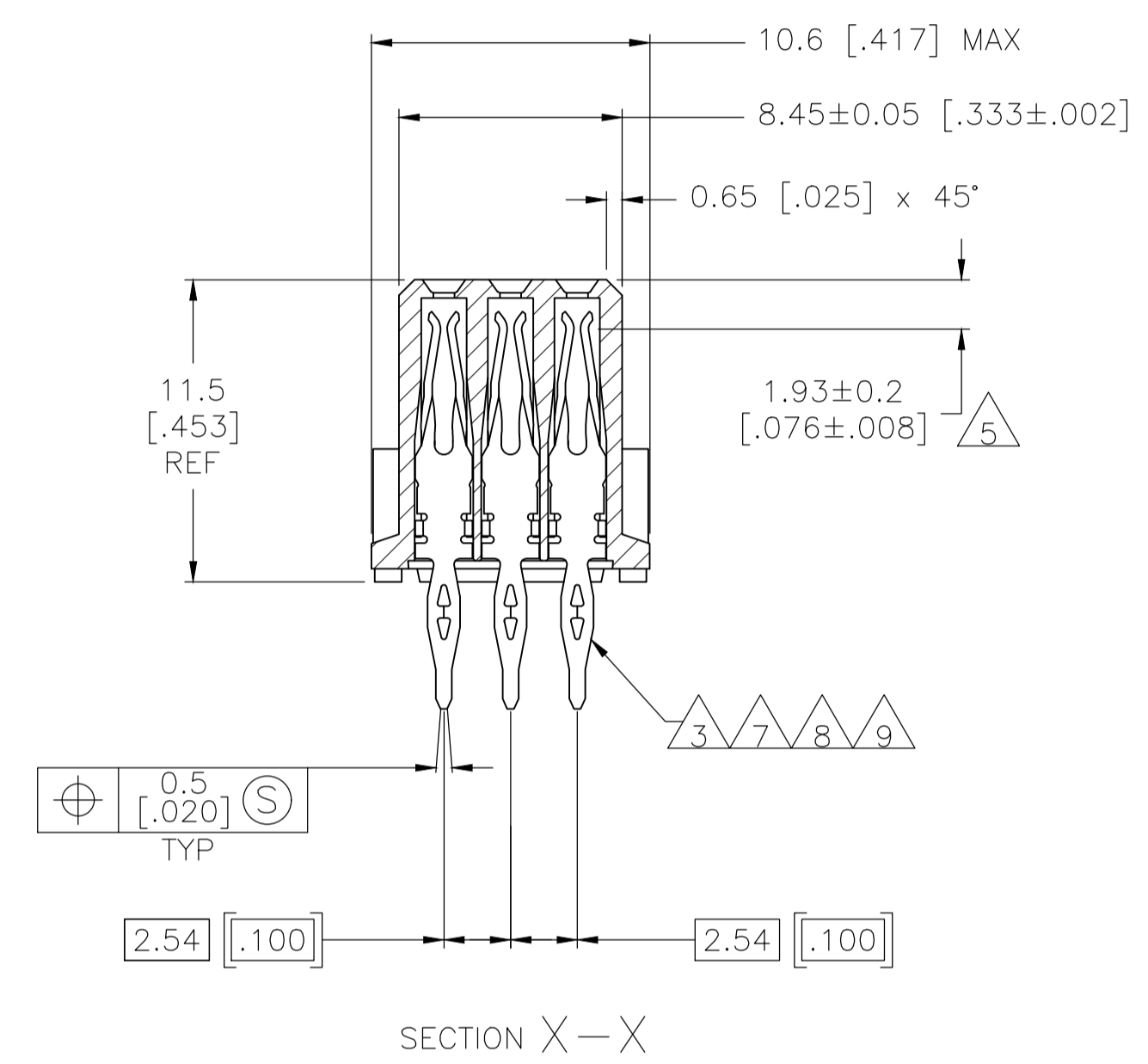
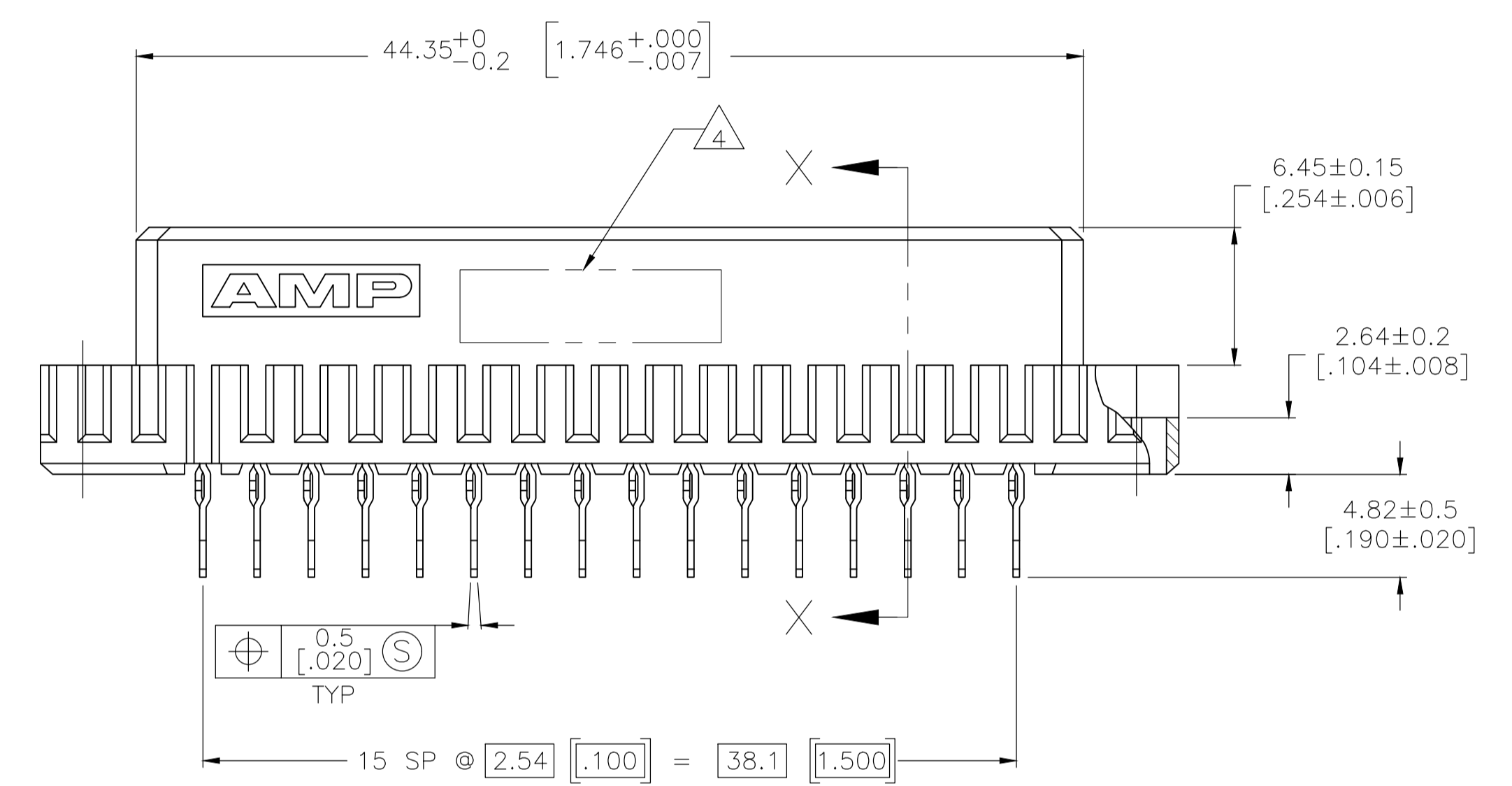
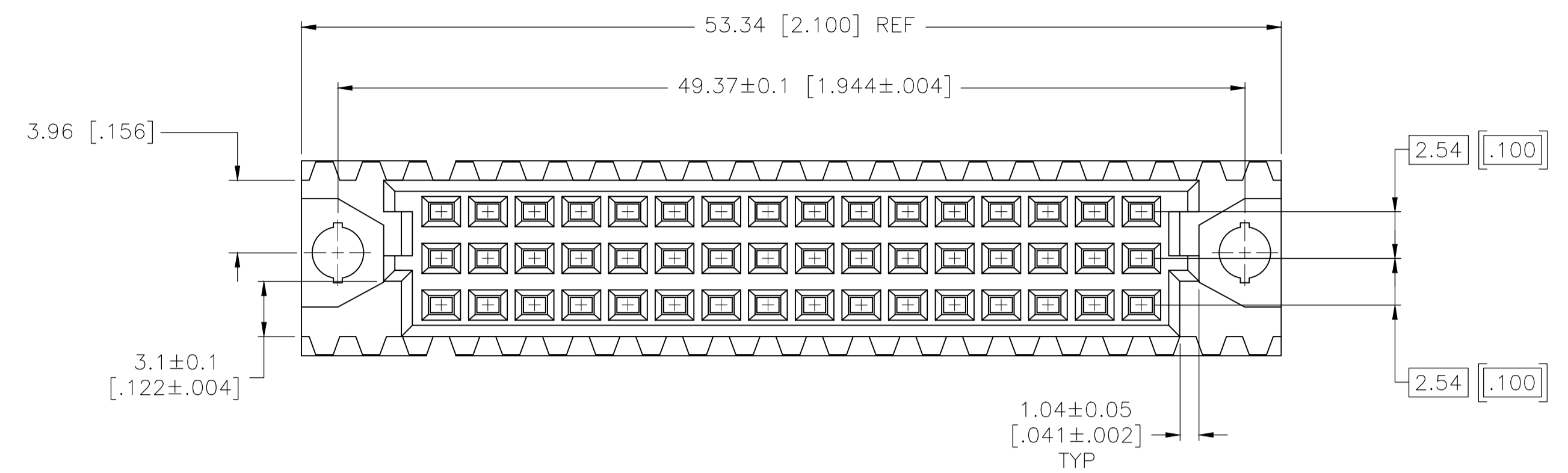


REVISIONS					
P	LTR	DESCRIPTION	DATE	DMN	APVD
R		REVISED PER ECO-20-112189	16MAR2020	SY	HL

- 1 HOUSING MATERIAL: GLASS-FILLED POLYESTER. COLOR: GRAY.
- 2 CONTACT MATERIAL: PHOSPHOR BRONZE.
- 3 CONTACT FINISH: DIN 41612 CLASS 2 IN CONTACT AREA. TIN ON POSTS.
- 4 PART NUMBER, DATE CODE IDENTIFICATION, CSA LOGO IN THIS APPROXIMATE AREA.
- 5 POINT OF MEASUREMENT FOR GOLD.
- 6 ACTION PIN POSTS REQUIRE 1.57[.062] MIN THICK PC BOARD. RECOMMENDED PC BOARD HOLES ARE  $\varnothing 1.51 \pm 0.02 [0.453 \pm 0.01]$  DRILLED HOLE WITH 0.02-0.07[.001-.003] COPPER AND 0.008[.0003] MIN TIN-LEAD PLATING. FINISHED HOLE AFTER PLATING,  $\varnothing 0.94-1.09 [0.37-.043]$ .
- 7 CONTACT FINISH: 0.00127[.000050] GOLD IN CONTACT AREA. 0.00127[.000050] NICKEL UNDERPLATE ALL OVER. TIN-LEAD ON TAILS.
- 8 CONTACT FINISH: DIN 41612 CLASS 3 IN CONTACT AREA. TIN-LEAD ON POSTS.
- 9 CONTACT FINISH: DIN 41612 CLASS 2 IN CONTACT AREA. TIN-LEAD ON POSTS.



NOTES	POSITIONS LOADED	C	B	A	NO. OF LOADED POSITION	ASSY PART NUMBER
SUPERSEDED BY: 5535034-5						
OBSOLETE	1 THRU 16	X	X	X	48	7-535034-5
OBSOLETE	1 THRU 16	X	X	X	48	535034-9
OBSOLETE	1 THRU 16	X	X	X	48	535034-5
OBSOLETE	1 THRU 16	X	X	X	48	535034-4
OBSOLETE	1 THRU 16	X	X	X	48	535034-1

THIS DRAWING IS A CONTROLLED DOCUMENT.

DIMENSIONS: mm	TOLERANCES UNLESS OTHERWISE SPECIFIED:	DIN L. BRINER 2/16/89	APVD J. BROWN 4/13/89	NAME
0 PLC ± -	1 PLC ± -	2 PLC ± -	3 PLC ± 0.13(.005)	4 PLC ± -
ANGLES ± -				
MATERIAL	FINISH	WEIGHT 0.000000	SIZE A1	CAGE CODE 00779
		DRAWING NO. 535034	SCALE 4:1	SHEET 1 OF 1

STE TE Connectivity

ASSEMBLY, RECEPTACLE, EUROCARD, TOOLLESS PRESSFIT, 48 POSITION

CUSTOMER DRAWING