

Data sheet | Item number: 2059-302/998-403

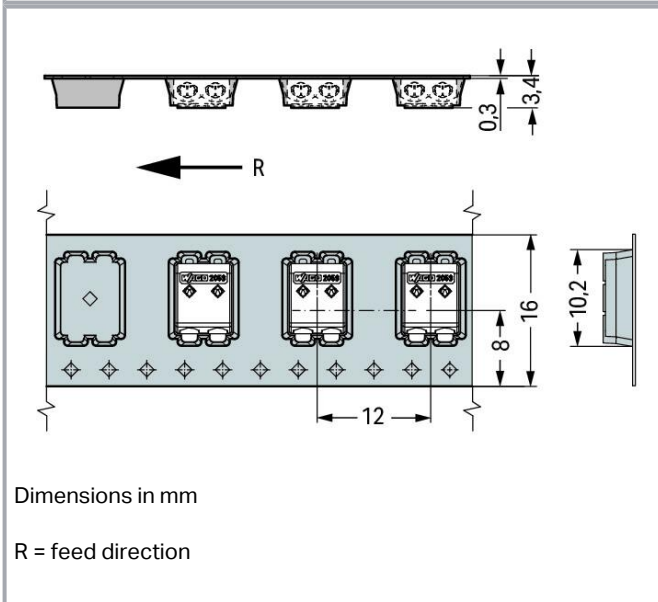
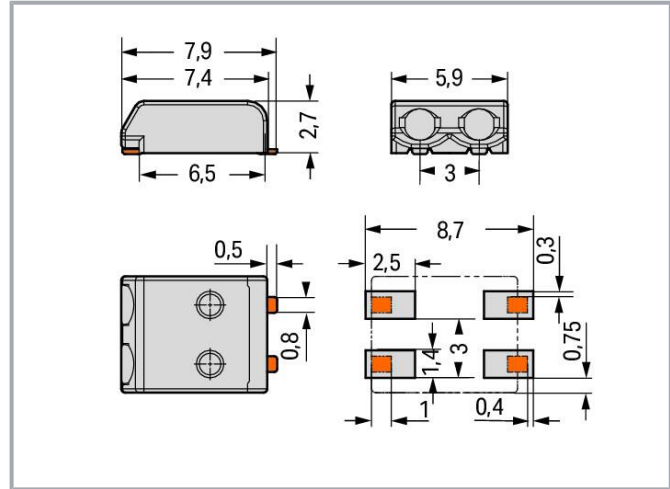
SMD PCB terminal block; 0.5 mm²; Pin spacing 3 mm; 2-pole; PUSH WIRE®; in tape-and-reel packaging; 0,50 mm²; white



www.wago.com/2059-302/998-403



Color: ■



Dimensions in mm

R = feed direction

Item description

- SMD PCB terminal blocks with PUSH WIRE® connection technology
- Push-in termination of solid conductors
- Easy conductor removal via operating tool

Subject to changes. Please also observe the further product documentation!

WAGO GmbH & Co. KG
Hansastr. 27
32423 Minden
Phone: +49571 887-0 | Fax: +49571 887-169
Email: info.de@wago.com | Web: www.wago.com

Do you have any questions about our products?
We are always happy to take your call at +49 (571) 887-44222.



- Just 2.7 mm tall
- Assemble terminal blocks without pole loss
- Available in tape-and-reel packaging for automated assembly

Data

Notes

Note

Application notes:

Suitable for lead-free, reflow-soldering profiles per DIN EN 61760-1 and IEC 60068-2-58 up to max. 260°C peak temperature. Due to application-specific variables (component configuration and orientation, type of soldering machine, solder paste), trial runs are recommended to ensure product and process compatibility under actual manufacturing conditions.

Note

Depending on reflow soldering temperatures and times, color deviations may occur. These deviations will have no impact on functionality.

Recommendation

Recommendation for stencil:

150 µm material thickness; Pattern layout identical to solder pad layout

Electrical data

Ratings per IEC/EN

Ratings per	IEC/EN 60664-1
Nominal voltage (III/3)	63 V
Rated impulse voltage (III/3)	2.5 kV
Rated voltage (III/2)	160 V
Rated impulse voltage (III/2)	2.5 kV
Nominal voltage (II/2)	320 V
Rated surge voltage (II/2)	2.5 kV
Rated current	3 A
Legend (ratings)	(III / 2) ≙ Overvoltage category III / Pollution degree 2

Subject to changes. Please also observe the further product documentation!

WAGO GmbH & Co. KG
Hansastr. 27
32423 Minden
Phone: +49571 887-0 | Fax: +49571 887-169
Email: info.de@wago.com | Web: www.wago.com

Do you have any questions about our products?
We are always happy to take your call at +49 (571) 887-44222.

Ratings per UL 1977

Rated voltage (UL 1977)	250 V
Rated current UL 1977	3 A

Connection data

Connection points	2
Total number of potentials	2
Number of connection types	1
Number of levels	1

Connection 1

Connection technology	PUSH WIRE®
Actuation type	Operating tool
Solid conductor	0.14 ... 0.34 mm ² / 26 ... 22 AWG
Note (conductor cross-section)	For conductors (26 AWG) that are not rigid enough, the clamping unit must be opened using an operating tool.
Strip length	4 ... 5.5 mm / 0.16 ... 0.22 inches
Conductor connection direction to PCB	0°
Pole number	2

Connection 2

Solid conductor 2	0.5 mm ² / 20 AWG
Note (conductor cross-section) 2	No reconnection of smaller conductor cross-sections (0.5 mm ² /20 AWG)
Strip length 2	6 ... 7.5 mm / 0.24 ... 0.3 inches

Physical data

Pin spacing	3 mm / 0.118 inches
Width	5.9 mm / 0.232 inches
Height	2.7 mm / 0.106 inches
Depth	7.9 mm / 0.311 inches
Reel diameter of tape-and-reel packaging	330 mm
Tape width	16 mm

Subject to changes. Please also observe the further product documentation!



Plug-in connection

Plugging without loss of pin spacing	Yes
--------------------------------------	-----

PCB contact

PCB contact	SMD
Solder pin arrangement	Over the entire terminal strip (in-line)
Number of solder pins per potential	2

Material Data

Note (material data)	Information on material specifications can be found here
----------------------	--

Color	white
Material group	I
Insulation material	Polyphthalamide (PPA GF)
Flammability class per UL94	V0
Contact material	Copper alloy
Contact plating	Tin
Fire load	0.002 MJ
Weight	0.2 g

Environmental requirements

Limit temperature range	-60 ... +105 °C
-------------------------	-----------------

Commercial data

Product Group	33 (SMT Terminal)
eCl@ss 10.0	27-14-11-06
eCl@ss 9.0	27-14-11-06
ETIM 8.0	EC001284
ETIM 7.0	EC001284
PU (SPU)	21000 (1750) pcs
Packaging type	box
Country of origin	CH
GTIN	4055143082686
Customs tariff number	85369010000

Subject to changes. Please also observe the further product documentation!

WAGO GmbH & Co. KG
 Hansastr. 27
 32423 Minden
 Phone: +49571 887-0 | Fax: +49571 887-169
 Email: info.de@wago.com | Web: www.wago.com

Do you have any questions about our products?
 We are always happy to take your call at +49 (571) 887-44222.






Environmental Product Compliance

RoHS Compliance Status




Compliant, No Exemption

Approvals / Certificates

General approvals

Logo	Approval	Additional Approval Text	Certificate name
	CCA DEKRA Certification B.V.	EN 60947	NTR NL-7819
	CCA DEKRA Certification B.V.	EN 60947	71-111131
	CCA DEKRA Certification B.V.	EN 60838	NTR NL-7720
	KEMA/KEUR DEKRA Certification B.V.	EN 60838	71-106226
	UL Underwriters Laboratories Inc.	UL 1977	E45171

Counterpart

	Item no.2059-902 Board-to-Board Link; Pin spacing 3 mm; 2-pole; Length: 15.3 mm; white	www.wago.com/2059-902
	Item no.2059-902/018-000 Board-to-Board Link; Pin spacing 3 mm; 2-pole; Length: 17.5 mm; white	www.wago.com/2059-902/018-000
	Item no.2059-902/021-000 Board-to-Board Link; Pin spacing 3 mm; 2-pole; Length: 20.5 mm; white	www.wago.com/2059-902/021-000

Optional accessories

Tool

Subject to changes. Please also observe the further product documentation!

WAGO GmbH & Co. KG

Hansastr. 27

32423 Minden

Phone: +49571 887-0 | Fax: +49571 887-169

Email: info.de@wago.com | Web: www.wago.com

Do you have any questions about our products?

We are always happy to take your call at +49 (571) 887-44222.

Operating tool



Item no.: 206-859

Operating tool; for 2059 Series; multicoloured

www.wago.com/206-859



Item no.: 2059-189

Operating tool; made of insulating material; for 2059 Series

www.wago.com/2059-189

Board-to-board link

Board-to-board link



Item no.: 2059-902/018-000

Board-to-Board Link; Pin spacing 3 mm; 2-pole; Length: 17.5 mm; white

www.wago.com/2059-902/018-000



Item no.: 2059-902/021-000

Board-to-Board Link; Pin spacing 3 mm; 2-pole; Length: 20.5 mm; white

www.wago.com/2059-902/021-000



Item no.: 2059-902

Board-to-Board Link; Pin spacing 3 mm; 2-pole; Length: 15.3 mm; white

www.wago.com/2059-902

Downloads

Documentation

Additional Information

Technical Section	2019 Apr 3	pdf	Download
Technical explanations		2.0 MB	

CAD/CAE-Data

PCB Design

Symbol and Footprint 2059-302/998-403	URL	Download
---------------------------------------	-----	----------

CAX data for your PCB design, consisting of "schematic symbols and PCB footprints", allow easy integration of the WAGO component into your development environment.

Supported formats:

- Accel EDA 14 & 15
- Altium 6 to current version
- Cadence Allegro
- DesignSpark
- Eagle Libraries
- KiCad

Subject to changes. Please also observe the further product documentation!



- Mentor Graphics BoardStation
- Mentor Graphics Design Architect
- Mentor Graphics Design Expedition 99 and 2000
- OrCAD 9.X PCB and Capture
- PADS PowerPCB 3, 3.5, 4.X, and 5.X
- PADS PowerPCB and PowerLogic 3.0
- PCAD 2000, 2001, 2002, 2004, and 2006
- Pulsonix 8.5 or newer
- STL
- 3D STEP
- TARGET 3001!
- View Logic ViewDraw
- Quadcept
- Zuken CadStar 3 and 4
- Zuken CR-5000 and CR-8000

PCB Component Libraries (EDA), PCB CAD Library Ultra Librarian

CAE data

ZUKEN Portal 2059-302/998-403	URL	Download
-------------------------------	---------------------	--------------------------

CAD data

2D/3D Models 2059-302/998-403	URL	Download
-------------------------------	---------------------	--------------------------

Environmental Product Compliance

Compliance Search

Environmental Product Compliance 2059-302/998-403	URL	Download
---	---------------------	--------------------------

SMD PCB terminal block; 0.5 mm²; Pin spacing 3 mm; 2-pole; PUSH WIRE®; in tape-and-reel packaging; 0,50 mm²; white

Installation Notes

Conductor termination

Subject to changes. Please also observe the further product documentation!



Insert solid conductors via push-in termination.

Conductor termination



Easy conductor removal, e.g., via operating tool (Item No. 206-859) or "twist & pull" (max. 10 x, no reconnection of smaller conductors possible)

Subject to changes. Please also observe the further product documentation!