

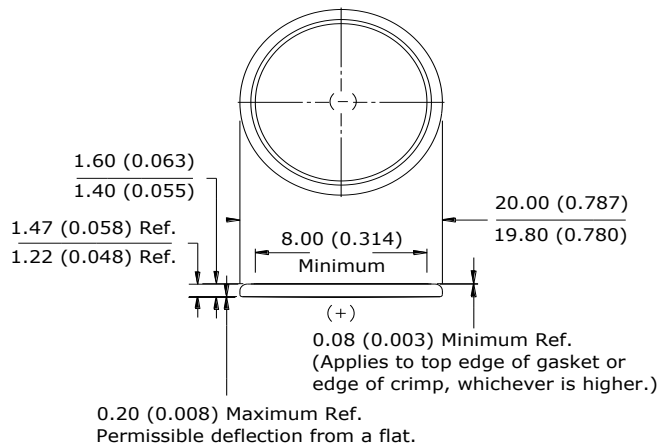
# ENERGIZER CR2016

## Lithium Coin



### Industry Standard Dimensions

mm (inches)



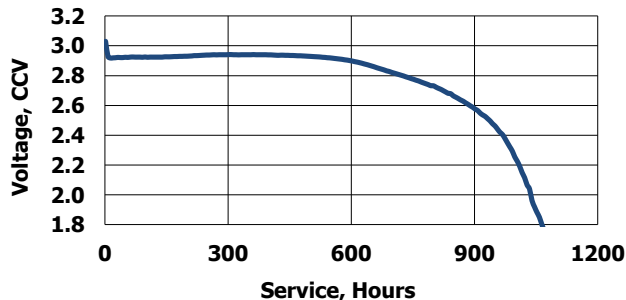
### Simulated Application test

Typical Performance at 21°C (70°F)

Schedule:	Typical Drains: at 2.9V (mA)	Load (ohms)	Cutoff 2.0V (hours)
Continuous	0.1	30,000	1040

### Typical Discharge Characteristics

Load: 30K ohms - Continuous  
Typical Drain @ 2.9V: 0.097 mA

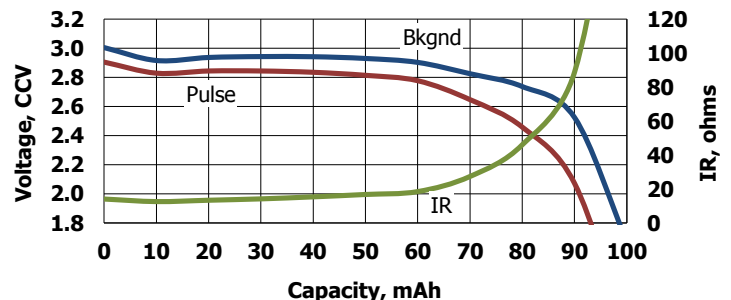


### Internal Resistance Characteristics

Pulse Test at 21°C (70°F)

**Bkgnd Drain:** Continuous  
30K ohms  
0.1 mA @2.9V

**Pulse Drain:** 2 seconds X 12 times/day  
400 ohms  
6.8 mA @2.7V



### Important Notice

This datasheet contains typical information specific to products manufactured at the time of its publication.  
**Contents herein do not constitute a warranty and are for reference only.**

### Specifications

<b>Classification:</b>	"Lithium Coin"
<b>Chemical System:</b>	Lithium / Manganese Dioxide (Li/MnO <sub>2</sub> )
<b>Designation:</b>	ANSI / NEDA-5000LC, IEC-CR2016
<b>Nominal Voltage:</b>	3.0 Volts
<b>Typical Capacity:</b>	100 mAh (to 2.0 volts) (Rated at 30K ohms at 21°C)
<b>Typical Weight:</b>	1.9 grams (0.07 oz.)
<b>Typical Volume:</b>	0.5 cubic centimeters (0.03 cubic inch)
<b>Max Rev Charge:</b>	1 microampere
<b>Energy Density:</b>	122 milliwatt hr/g, 464 milliwatt hr/cc
<b>Typical Li Content:</b>	0.036 grams (0.0013 oz.)
<b>Operating Temp:</b>	-30C to 60C
<b>Self Discharge:</b>	~1% / year

### Safety:



**(1) KEEP OUT OF REACH OF CHILDREN.** Swallowing may lead to serious injury or death in as little as 2 hours due to chemical burns and potential perforation of the esophagus. **Immediately see doctor; have doctor phone (800) 498-8666.**

**(2) Battery compartment design.** To prevent children from removing batteries, battery compartments should be designed with one of the following methods: a) a tool such as screwdriver or coin is required to open battery compartment or b) the battery compartment door/cover requires the application of a minimum of two independent and simultaneous movements of the securing mechanism to open by hand. Screws should remain captive with the battery door or cover.