



# UF1000F~UF1008F

## ULTRAFAST RECOVERY RECTIFIERS

**VOLTAGE** 50 to 800 Volt **CURRENT** 10 Ampere

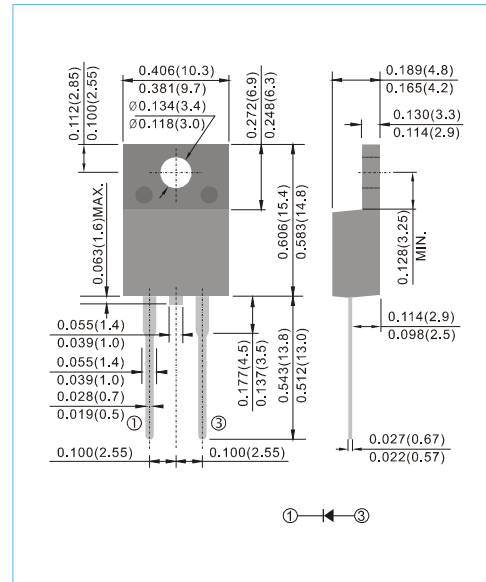
**ITO-220AC** Unit : inch(mm)

### FEATURES

- Plastic package has Underwriters Laboratory Flammability Classification 94V-O utilizing Flame Retardant Epoxy Molding Compound.
- Low power loss, high efficiency.
- Low forward voltage, high current capability
- High surge capacity.
- Ultra fast recovery time, high voltage.
- Lead free in compliance with EU RoHS2.0 (2011/65/EU & 2015/865/EU directive)
- Green molding compound as per IEC61249 Std. . (Halogen Free)

### MECHANICAL DATA

- Case: ITO-220AC full molded plastic package
- Terminals: Lead solderable per MIL-STD-750, Method 2026
- Polarity: As marked.
- Weight: 0.055 ounces, 1.56 grams.
- Marking: Part number



### MAXIMUM RATINGS AND ELECTRICAL CHARACTERISTICS

Ratings at 25°C ambient temperature unless otherwise specified. Single phase, half wave, 60 Hz, resistive or inductive load.  
For capacitive load, derate current by 20%

PARAMETER	SYMBOL	UF1000F	UF1001F	UF1002F	UF1003F	UF1004F	UF1006F	UF1008F	UNITS
Maximum Recurrent Peak Reverse Voltage	$V_{RRM}$	50	100	200	300	400	600	800	V
Maximum RMS Voltage	$V_{RMS}$	35	70	140	210	280	420	560	V
Maximum DC Blocking Voltage	$V_{DC}$	50	100	200	300	400	600	800	V
Maximum Average Forward Current at $T_c = 100^\circ\text{C}$	$I_{F(AV)}$	10							A
Peak Forward Surge Current : 8.3ms single half sine-wave superimposed on rated load	$I_{FSM}$	150							A
Maximum Forward Voltage at 10A	$V_F$	1		1.3		1.7		V	
Maximum DC Reverse Current at Rated DC Blocking Voltage $T_J=25^\circ\text{C}$ $T_J=125^\circ\text{C}$	$I_R$	1 500							$\mu\text{A}$
Typical Junction Capacitance (Note 1)	$C_J$	80				50			pF
Maximum Reverse Recovery Time (Note 2)	$t_{rr}$	50				100			ns
Typical Thermal Resistance (Note 3)	$R_{\theta JC}$	2							$^\circ\text{C} / \text{W}$
Operating Junction and Storage Temperature Range	$T_J, T_{STG}$	-55 to +150							$^\circ\text{C}$

#### NOTES:

1. Measured at 1 MHz and applied reverse voltage of 4 VDC.
2. Reverse recovery test conditions:  $I_F=0.5\text{A}$ ,  $I_R=-1\text{A}$ ,  $I_{rr}=-0.25\text{A}$ .
3. Thermal resistance from junction to case.
4. Both bonding and chip structure are available.



# UF1000F~UF1008F

## TYPICAL CHARACTERISTIC CURVES

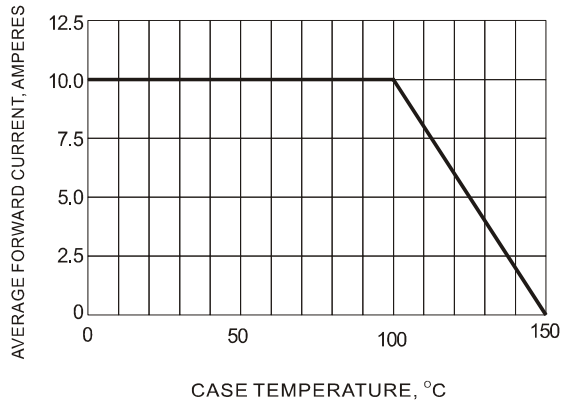


Fig.1 FORWARD CURRENT DERATING CURVE

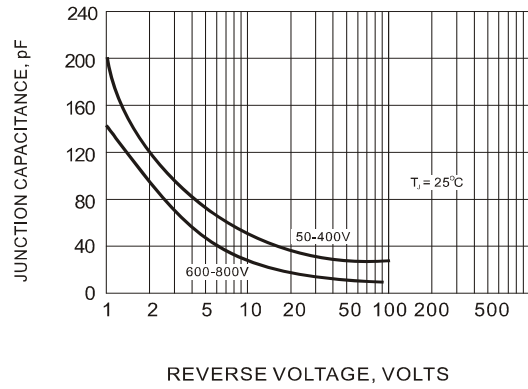


Fig.2 TYPICAL JUNCTION CAPACITANCES

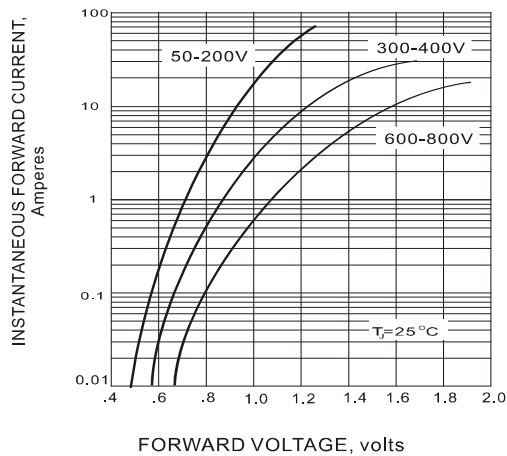


Fig.3 FORWARD CHARACTERISTICS

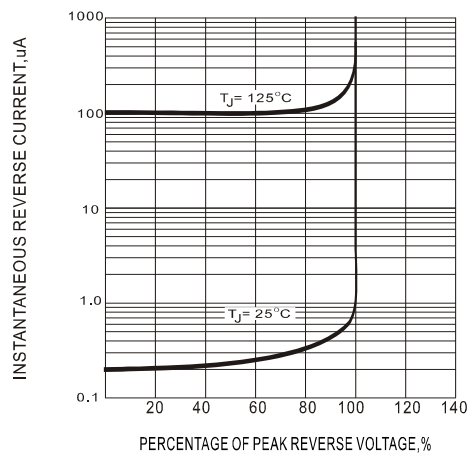


Fig.4 TYPICAL REVERSE CHARACTERISTICS

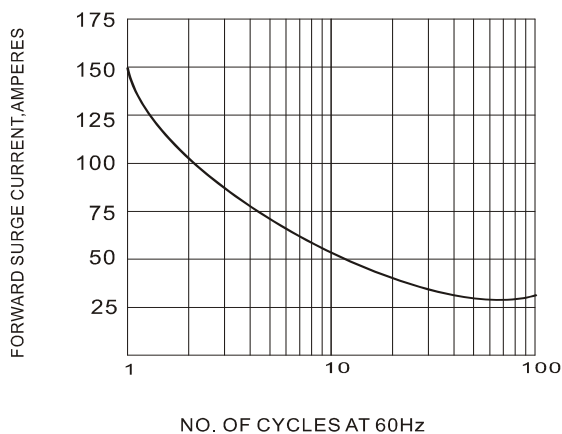


Fig.5 PEAK FORWARD SURGE CURRENT



## UF1000F~UF1008F

### PART NO PACKING CODE VERSION

Part No Packing Code	Package Type	Packing Type	Marking	Version
UF1000F_T0_00001	ITO-220AC	50 pcs / Tube	UF1000F	Halogen free



## UF1000F~UF1008F

---

### Disclaimer

- Reproducing and modifying information of the document is prohibited without permission from Panjit International Inc..
- Panjit International Inc. reserves the rights to make changes of the content herein the document anytime without notification. Please refer to our website for the latest document.
- Panjit International Inc. disclaims any and all liability arising out of the application or use of any product including damages incidentally and consequentially occurred.
- Panjit International Inc. does not assume any and all implied warranties, including warranties of fitness for particular purpose, non-infringement and merchantability.
- Applications shown on the herein document are examples of standard use and operation. Customers are responsible in comprehending the suitable use in particular applications. Panjit International Inc. makes no representation or warranty that such applications will be suitable for the specified use without further testing or modification.
- The products shown herein are not designed and authorized for equipments requiring high level of reliability or relating to human life and for any applications concerning life-saving or life-sustaining, such as medical instruments, transportation equipment, aerospace machinery et cetera. Customers using or selling these products for use in such applications do so at their own risk and agree to fully indemnify Panjit International Inc. for any damages resulting from such improper use or sale.
- Since Panjit uses lot number as the tracking base, please provide the lot number for tracking when complaining.