

# HD14-9-1939P ✓ ACTIVE

DEUTSCH | DEUTSCH HD, DEUTSCH HD10

TE Internal #: HD14-9-1939P

Housing for Male Terminals, Wire-to-Wire, 9 Position, Sealable, Black, Wire & Cable, Power & Signal, Cable Mount (Free-Hanging), Hybrid

[View on TE.com >](#)



Connectors > Automotive Connectors > Automotive Housings > DEUTSCH HD10 Housings



Connector & Housing Type: **Housing for Male Terminals**

Mating Pin Diameter: **1.59 mm [ .063 in ]**

Connector System: **Wire-to-Wire**

Number of Positions: **9**

Sealable: **Yes**

[All DEUTSCH HD10 Housings \(53\)](#)

## Features

### Product Type Features

Connector Shape	Circular
Connector & Housing Type	Housing for Male Terminals
Connector System	Wire-to-Wire
Sealable	Yes
Hybrid Connector	No
Primary Locking Feature	Contact Retainer
Connector & Contact Terminates To	Wire & Cable

### Configuration Features

Blank Cavity Position	0
Number of Positions	9

### Electrical Characteristics

Operating Voltage	250 VAC
Nominal Voltage Architecture	12 V, 24 V

### Body Features

Cable Exit Angle	180°
Primary Product Color	Black



### Contact Features

Contact Size	Size 16
Contact Type	Pin
Mating Pin Diameter	1.59 mm[.063 in]
Contact Current Rating (Max)	13 A

### Mechanical Attachment

Terminal Position Assurance	No
Strain Relief	Add By Accessory
Mating Alignment Type	Polarizing Rib
Mating Alignment	With
Connector Mounting Type	Cable Mount (Free-Hanging)

### Housing Features

Housing Material	PA GF
------------------	-------

### Dimensions

Connector Height	32.49 mm[1.279 in]
Product Width	32.49 mm[1.279 in]
Product Length	42.18 mm[1.66 in]
Accepts Insulation Diameter Range	2.54 – 3.81 mm[.1 – .15 in]

### Usage Conditions

Operating Temperature (Max)	125 °C[257 °F]
Operating Temperature Range	-55 – 125 °C[-67 – 257 °F]

### Operation/Application

Circuit Application	Power & Signal
---------------------	----------------

### Industry Standards

Degree of Protection	IP68, IP6K9K
UL Flammability Rating	UL 94V-1

### Packaging Features

Packaging Quantity	250
Packaging Method	Box

### Other

Serviceable	Yes
Connector Position Assurance Capable	No



### Product Compliance

[For compliance documentation, visit the product page on TE.com>](#)


EU RoHS Directive 2011/65/EU	Compliant
EU ELV Directive 2000/53/EC	Compliant
China RoHS 2 Directive MIIT Order No 32, 2016	No Restricted Materials Above Threshold
EU REACH Regulation (EC) No. 1907/2006	Current ECHA Candidate List: JAN 2023 (233) Candidate List Declared Against: JAN 2023 (233) Does not contain REACH SVHC
Halogen Content	Not Low Halogen - contains Br or Cl > 900 ppm.
Solder Process Capability	Not reviewed for solder process capability

#### Product Compliance Disclaimer

This information is provided based on reasonable inquiry of our suppliers and represents our current actual knowledge based on the information they provided. This information is subject to change. The part numbers that TE has identified as EU RoHS compliant have a maximum concentration of 0.1% by weight in homogenous materials for lead, hexavalent chromium, mercury, PBB, PBDE, DBP, BBP, DEHP, DIBP, and 0.01% for cadmium, or qualify for an exemption to these limits as defined in the Annexes of Directive 2011/65/EU (RoHS2). Finished electrical and electronic equipment products will be CE marked as required by Directive 2011/65/EU. Components may not be CE marked. Additionally, the part numbers that TE has identified as EU ELV compliant have a maximum concentration of 0.1% by weight in homogenous materials for lead, hexavalent chromium, and mercury, and 0.01% for cadmium, or qualify for an exemption to these limits as defined in the Annexes of Directive 2000/53/EC (ELV). Regarding the REACH Regulation, the information TE provides on SVHC in articles for this part number is based on the latest European Chemicals Agency (ECHA) 'Guidance on requirements for substances in articles' posted at this URL: <https://echa.europa.eu/guidance-documents/guidance-on-reach>

### Compatible Parts

 <p>TE Part # CAT-H3910-B128 DEUTSCH HD10 Backshells</p>	 <p>TE Part # CAT-H3910-CH8172 DEUTSCH HD10 Housings</p>	 <p>TE Part # CAT-D48-SP729 DEUTSCH Sealing Plugs</p>	 <p>TE Part # CAT-H3910-RC1748 Receptacle Dust Caps — DEUTSCH HD10</p>
---	---	--	---

TE Part # CAT-D48-ST273  
DEUTSCH Solid Contacts



TE Part # 0411-291-1405  
EXT TOOL, SIZE 16, 14-16 AWG, N, GRN



TE Part # 0411-204-1605  
EXT TOOL, SIZE 16, 16-18 AWG, N, DRK BLU



TE Part # HD10-9BT-BK  
BOOT, 9P, PLG/REC, ST, BLK




TE Part # CAT-J67-DSCC16  
DEUTSCH Size 16 Crimp Contacts




TE Part # HD10-9BT  
BOOT, 9P, PLG/REC, ST, GRY



TE Part # 2300908-1  
0460-003-16329, PIN, SOLID, 20-24AWG, AU




TE Part # CAT-D48-SFT273  
DEUTSCH Stamped and Formed Contacts




TE Part # HD10-9BT-BK-430  
BOOT, 9P, PLG/REC, ST, BLK

Also in the Series | **DEUTSCH HD**




Automotive Connector Caps & Covers  
(65)




Automotive Housings(741)



Automotive Seals & Cavity Plugs(10)



Insertion & Extraction Tools(11)



Other Automotive Connector  
Accessories(11)



PCB Headers & Receptacles(1)

Also in the Series | **DEUTSCH HD10**






Automotive Connector Caps & Covers (34)



Automotive Housings(53)



PCB Headers & Receptacles(1)

## Customers Also Bought



TE Part #DRB12-60PAE-L018  
REC, 60P, BLK, E, CAP, A




TE Part #HD10-9-1939P-BP03  
RECP ASM



TE Part #5-1803001-5  
ANVIL, COMBINATION, END FEED



TE Part #3-1633730-8  
CRIMPER, WIRE F .110F



TE Part #1-1633921-2  
ANVIL, COMBINATION



TE Part #1803018-6  
CRIMPER, INSULO



TE Part #2294562-2  
UMNL TWIST-N-LOK, 5POS, CAP HOUSING



TE Part #3-1803018-8  
INSULATION CRIMPER



TE Part #5-1633860-7  
CRIMPER, WIRE F



TE Part #6-1803260-5  
CRIMPER, INSULATION F PREMIUM

## Documents

### Product Drawings

[INL REC ASM](#)

English

### CAD Files

[3D PDF](#)

3D

### Customer View Model

[ENG\\_CVM\\_CVM\\_HD14-9-1939P\\_99\\_c-hd14-9-1939p-99.2d\\_dxf.zip](#)



English

**Customer View Model**

[ENG\\_CVM\\_CVM\\_HD14-9-1939P\\_99\\_c-hd14-9-1939p-99.3d\\_igs.zip](#)

English

**Customer View Model**

[ENG\\_CVM\\_CVM\\_HD14-9-1939P\\_99\\_c-hd14-9-1939p-99.3d\\_stp.zip](#)

English

By downloading the CAD file I accept and agree to the [Terms and Conditions](#) of use.

---

**Datasheets & Catalog Pages**

[ICT Terminals and Connectors Catalogue](#)

English

[CONNECTOR SELECTOR](#)

English

---

**Product Specifications**

[Application Specification](#)

English

---

**Agency Approvals**

[UL Report](#)

English