

奇数キャビティ : キャビティ番号及び金型番号
 偶数キャビティ : トレードマーク
 ODD CAVITY:CAVITY AND MOLD NO.
 EVEN CAVITY:TRADE MARK

奇数キャビティ : トレードマーク
 偶数キャビティ : キャビティ番号及び金型番号
 ODD CAVITY:TRADE MARK
 EVEN CAVITY:CAVITY AND MOLD NO.

△ 1 TABLE 1

番号 NO.	部品 PART	材質 MATERIAL
①	ハウジング HOUSING	ポリアミド(PA),ガラス充填,UL94 V-0,色 : SHEET 5参照 POLYAMIDE (PA),GLASS FILLED,UL94 V-0,COLOR:SEE SHEET 5
②	ターミナル TERMINAL	黄銅 BRASS
		錫ビスマスめっき : 1.0 MICROMETER MINIMUM MATTE TIN-BISMUTH PLATING ニッケルめっき(下地全面) : 1.0 MICROMETER MINIMUM NICKEL (UNDER-PLATING OVERALL)
③	ネイル NAIL	黄銅 BRASS
		錫めっき : 1.0 MICROMETER MINIMUM MATTE TIN PLATING ニッケルめっき(下地全面) : 1.0 MICROMETER MINIMUM NICKEL (UNDER-PLATING OVERALL)
④	カバーテープ COVER TAPE	ポリイミド POLYIMIDE

注記 NOTE

- △ 1 材料及び仕上げ (めっき仕様) : TABLE 1, TABLE 2 参照
MATERIAL AND FINISHED (PLATING SPECIFICATION)
: SEE TABLE 1, TABLE 2.
- △ 2 嵌合相手 : 505565シリーズ
MATE WITH: 505565 SERIES
- △ 3 偶数極に適用
APPLY FOR EVEN CIRCUIT.
- 4. 製品仕様書 : 5055650000 PS 000
PRODUCT SPECIFICATION:5055650000 PS 000
- △ 5 発注番号 : SHEET 5参照
ORDER NO. : PLEASE REFER TO SHEET 5.

505568 ** 7 *

極数
CIRCUIT SIZE

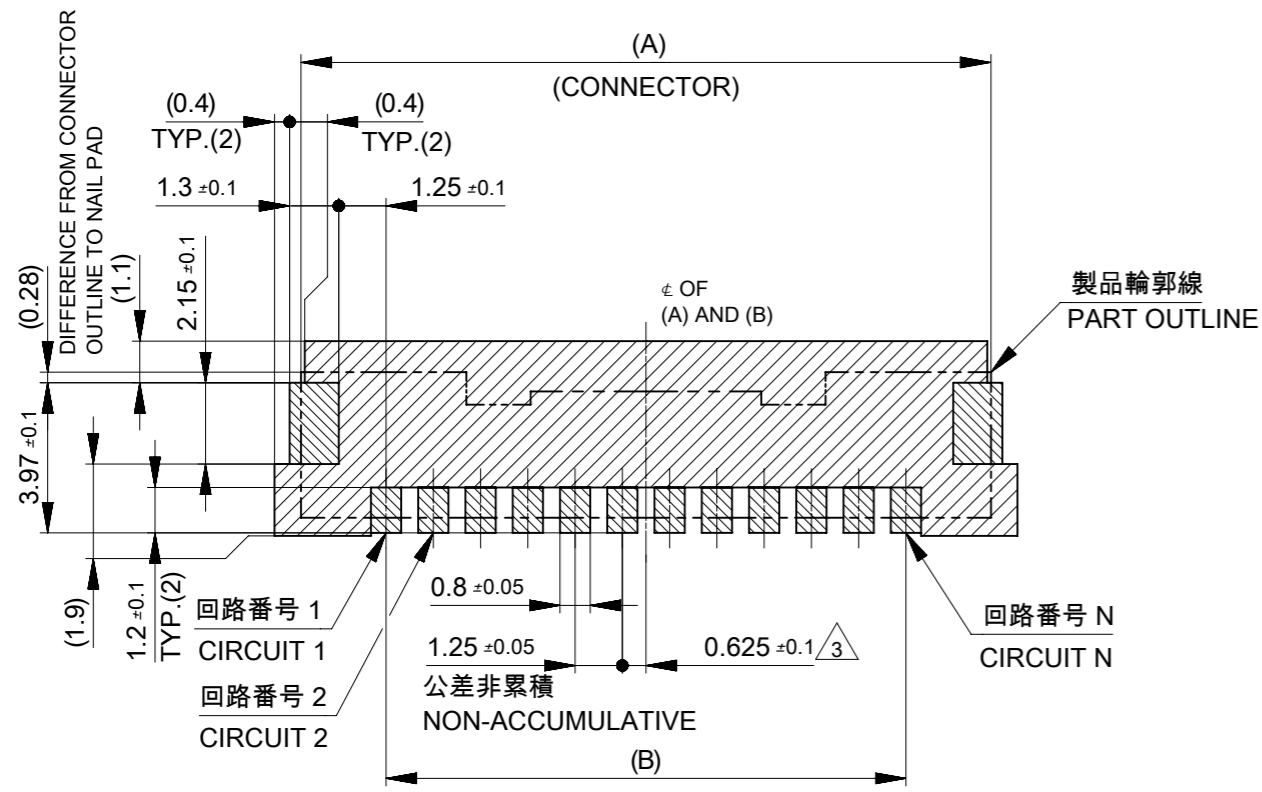
番号 NO.	ハウジングカラー HOUSING COLOR
0	ナチュラル (ベージュ) NATURAL(BEIGE)
1	黒 BLACK
2	赤 RED
3	黄 YELLOW
4	青 BLUE
6	緑 GREEN
8	橙 ORANGE

6. ターミナルとネイルの平坦度は0.1mm以下
 TERMINAL AND NAIL COPLANARITY : 0.1mm MAXIMUM.

49.4	45.4	20.2	44±0.3	12	22.2	18.75	23.25	16
					20.95	17.5	22	15
					19.7	16.25	20.75	14
37.4	33.4	14.2	32±0.3	12	18.45	15	19.5	13
					17.2	13.75	18.25	12
					15.95	12.5	17	11
					14.7	11.25	15.75	10
				10	13.45	10	14.5	9
					12.2	8.75	13.25	8
29.4	25.4	11.5	24 ^{+0.3} _{-0.1}	8	10.95	7.5	12	7
					9.7	6.25	10.75	6
					8.45	5	9.5	5
				7	7.2	3.75	8.25	4
21.4	17.4	7.5	16 ^{+0.3} _{-0.1}	5	5.95	2.5	7	3
					4.7	1.25	5.75	2
H	G	F	E	D	C	B	A	極数 CIRCUIT SIZE

THIS DRAWING CONTAINS INFORMATION THAT IS PROPRIETARY TO MOLEX ELECTRONIC TECHNOLOGIES, LLC AND SHOULD NOT BE USED WITHOUT WRITTEN PERMISSION

DIMENSION UNITS	SCALE	CURRENT REV DESC:	molex		
mm	NTS	REVISED	MICRO-LOCK PLUS 1.25 W/B SINGLE ROW VERTICAL SMT PLUG ASSEMBLY		
GENERAL TOLERANCES (UNLESS SPECIFIED)					
ANGULAR TOL	± 3.0°	EC NO: 620885	PRODUCT CUSTOMER DRAWING		
4 PLACES	± 0.2	DRWN: TAKAIKE 2019/06/26			
3 PLACES	± 0.2	CHK'D: SAKIYAMA 2019/07/19	DOCUMENT NUMBER: 5055680000-SD		
2 PLACES	± 0.2	APPR: KOMURAKAMI 2019/07/31			
1 PLACE	± 0.2	INITIAL REVISION:	DOC TYPE: PSD	DOC PART: 000	REVISION: B
0 PLACES	± 0.2	DRWN: RWATANABE01 2017/08/28	SHEET NUMBER: 1 OF 5		
DRAFT WHERE APPLICABLE MUST REMAIN WITHIN DIMENSIONS					
THIRD ANGLE PROJECTION		DRAWING: A3-SIZE	SERIES: 505568	MATERIAL NUMBER: SEE SHEET 5	CUSTOMER: GENERAL



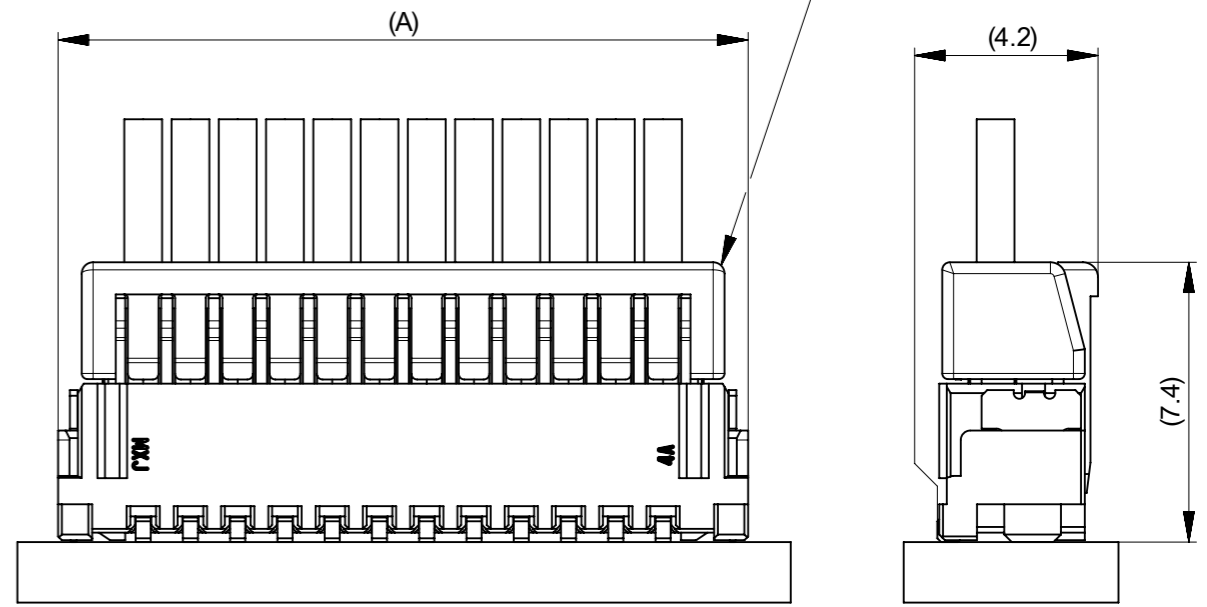
基板パターンレイアウト (参考)
RECOMMEND PWB LAYOUT : COMPONENT SIDE

(参考 : 基板厚 1.6mm, メタルマスク厚さ 0.15mm, マスク開口率 100%)

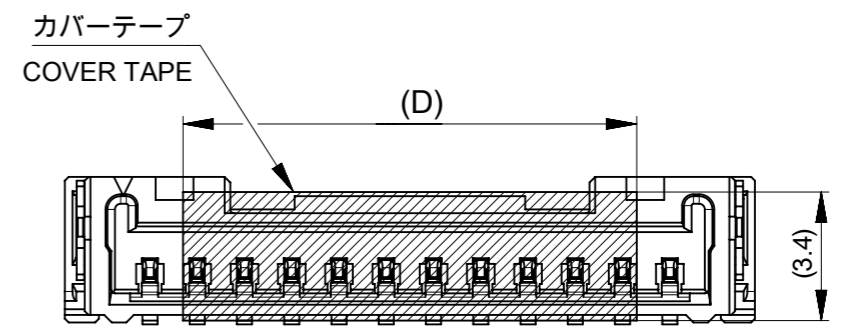
(REFERENCE : PWB THICKNESS 1.6mm, STENCIL THICKNESS 0.15mm, APERTURE RATIO 100%)

パターン非推奨エリア
パターンを引き回す際は、製品機能に影響がないことをご確認ください。
PATTERN IS NOT RECOMMENDED ON THE HATCHING AREA
PLEASE CHECK NOT TO HAVE PROBLEM FOR PRODUCT FUNCTION
WHEN SETTING PATTERN ON THE HATCHING AREA.

△ 嵌合相手 : 505565シリーズ
MATE WITH : 505565 SERIES



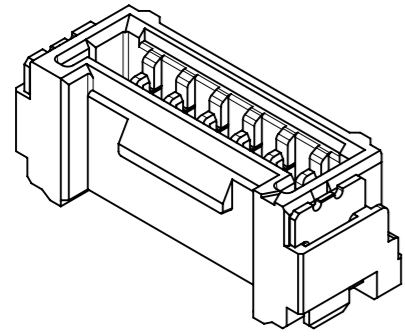
嵌合状態図
MATED CONNECTORS



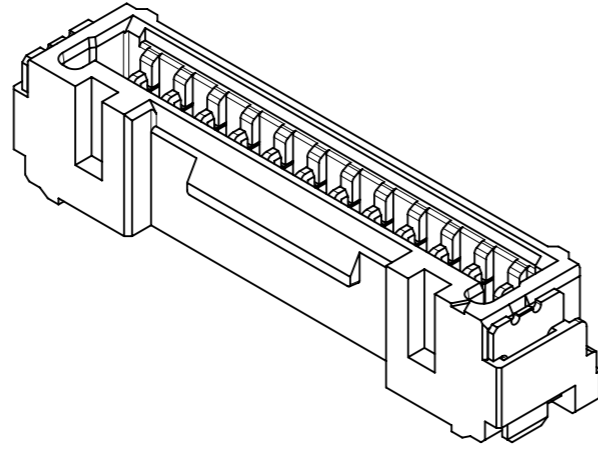
吸着範囲
VACUUM AREA

THIS DRAWING CONTAINS INFORMATION THAT IS PROPRIETARY TO MOLEX ELECTRONIC TECHNOLOGIES, LLC AND SHOULD NOT BE USED WITHOUT WRITTEN PERMISSION															
DIMENSION UNITS		SCALE		CURRENT REV DESC: REVISED											
mm		NTS													
GENERAL TOLERANCES (UNLESS SPECIFIED)										EC NO: 620885 DRWN: TAKAIKE 2019/06/26 CHK'D: SAKIYAMA 2019/07/19 APPR: KOMURAKAMI 2019/07/31					
ANGULAR TOL ± 3.0°										MICRO-LOCK PLUS 1.25 W/B SINGLE ROW VERTICAL SMT PLUG ASSEMBLY					
4 PLACES ± 0.2										PRODUCT CUSTOMER DRAWING					
3 PLACES ± 0.2										DOCUMENT NUMBER: 5055680000-SD DOC TYPE: PSD DOC PART: 000 REVISION: B					
2 PLACES ± 0.2				INITIAL REVISION:											
1 PLACE ± 0.2				DRWN: RWATANABE01 2017/08/28 APPR: TKANEKO 2017/09/26											
0 PLACES ± 0.2				DRAFT WHERE APPLICABLE MUST REMAIN WITHIN DIMENSIONS THIRD ANGLE PROJECTION DRAWING: A3-SIZE SERIES: 505568 MATERIAL NUMBER: SEE SHEET5 CUSTOMER: GENERAL SHEET NUMBER: 2 OF 5											

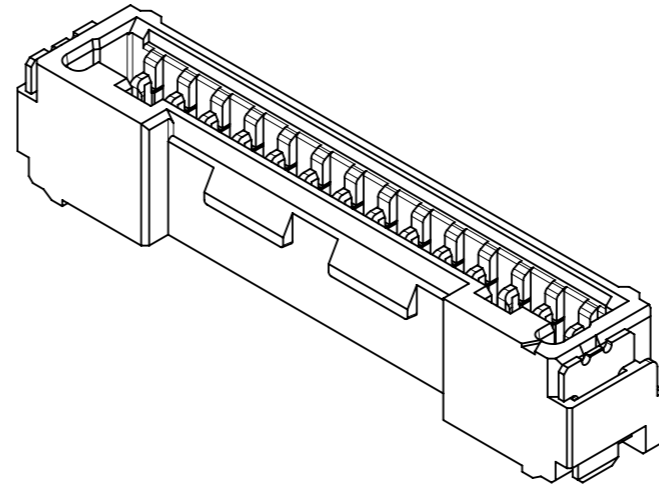
製品形状
PRODUCT SHAPE



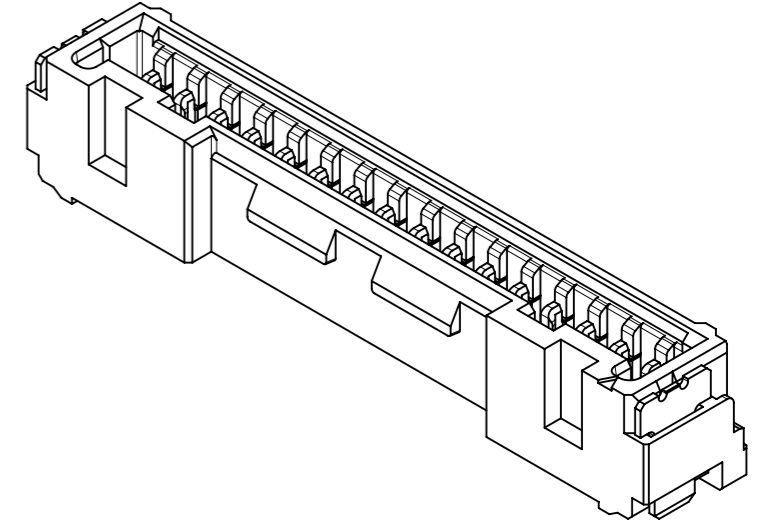
2-11極
2-11 CIRCUIT



12-13極
12-13 CIRCUIT



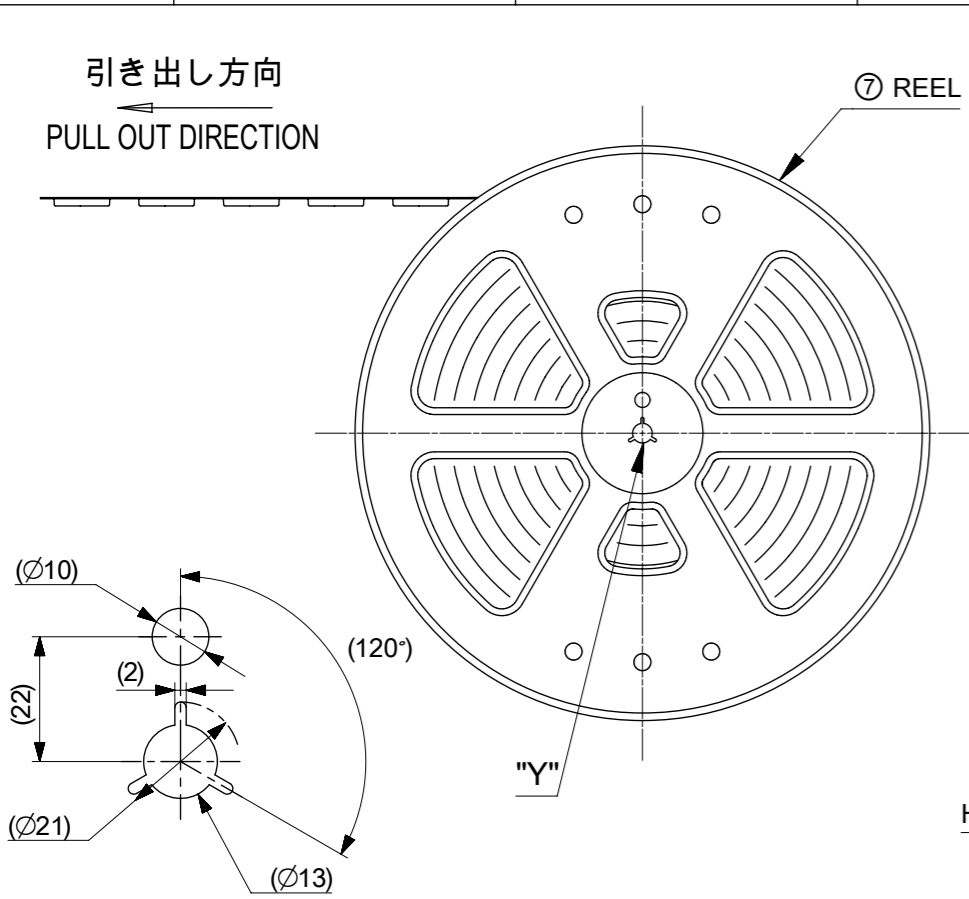
14極
14 CIRCUIT



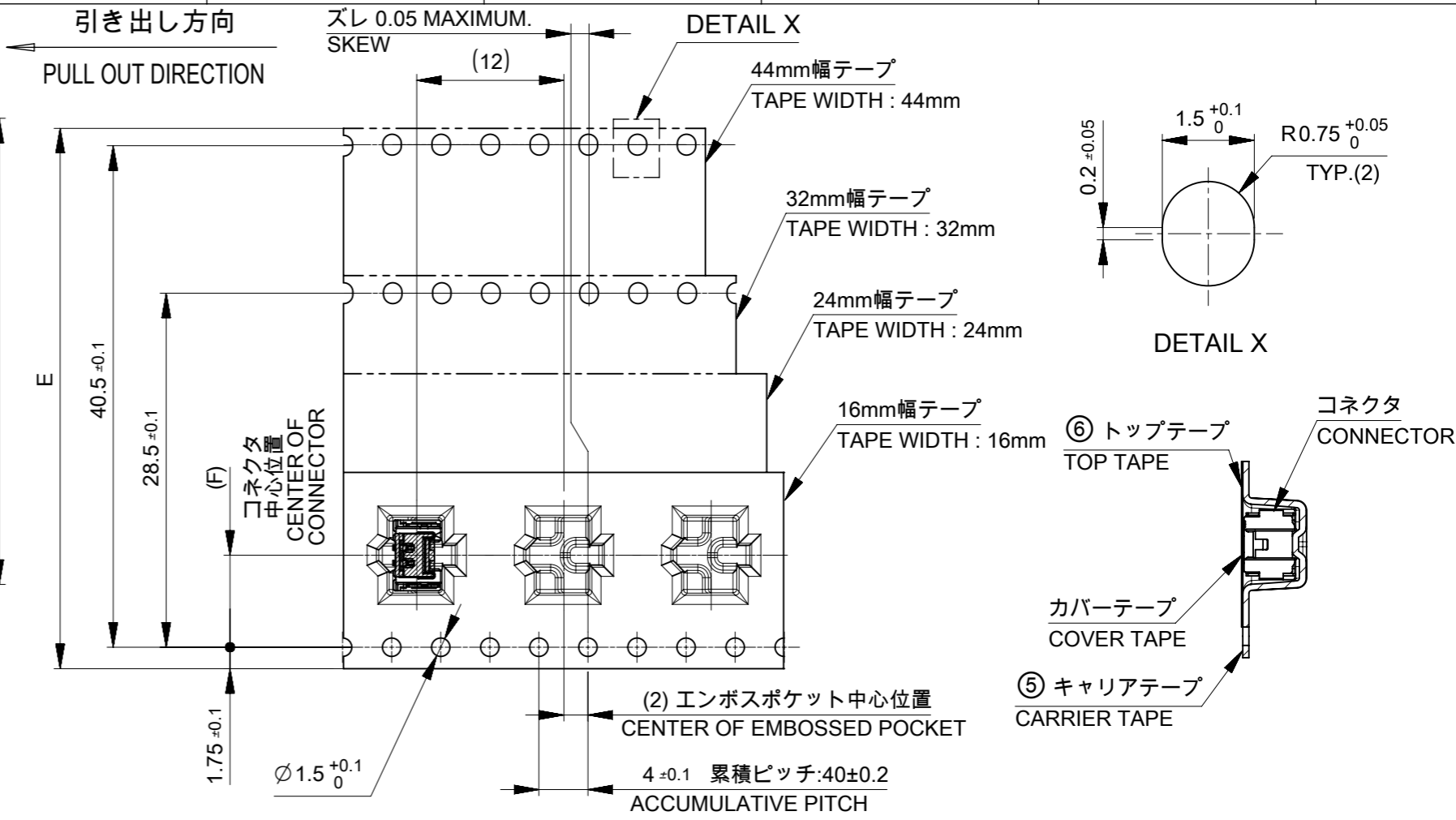
15-16極
15-16 CIRCUIT

THIS DRAWING CONTAINS INFORMATION THAT IS PROPRIETARY TO MOLEX ELECTRONIC TECHNOLOGIES, LLC AND SHOULD NOT BE USED WITHOUT WRITTEN PERMISSION									
DIMENSION UNITS		SCALE		CURRENT REV DESC: REVISED				molex	
mm		NTS							
GENERAL TOLERANCES (UNLESS SPECIFIED)				EC NO: 620885					
ANGULAR TOL ± 3.0 °				DRWN: TAKAIKE		2019/06/26		MICRO-LOCK PLUS 1.25 W/B	
4 PLACES ± 0.2				CHK'D: SAKIYAMA		2019/07/19		SINGLE ROW VERTICAL SMT PLUG ASSEMBLY	
3 PLACES ± 0.2				APPR: KOMURAKAMI		2019/07/31		PRODUCT CUSTOMER DRAWING	
2 PLACES ± 0.2				INITIAL REVISION:					
1 PLACE ± 0.2				DRWN: RWATANABE01		2017/08/28		DOCUMENT NUMBER	
0 PLACES ± 0.2				APPR: TKANEKO		2017/09/26		5055680000-SD	
DRAFT WHERE APPLICABLE MUST REMAIN WITHIN DIMENSIONS		THIRD ANGLE PROJECTION		DRAWING		SERIES		MATERIAL NUMBER	
				A3-SIZE		505568		SEE SHEET5	
				CUSTOMER		GENERAL		SHEET NUMBER	
								3 OF 5	

DOCUMENT STATUS	P1	RELEASE DATE	2019/07/31	10:52:46
-----------------	----	--------------	------------	----------

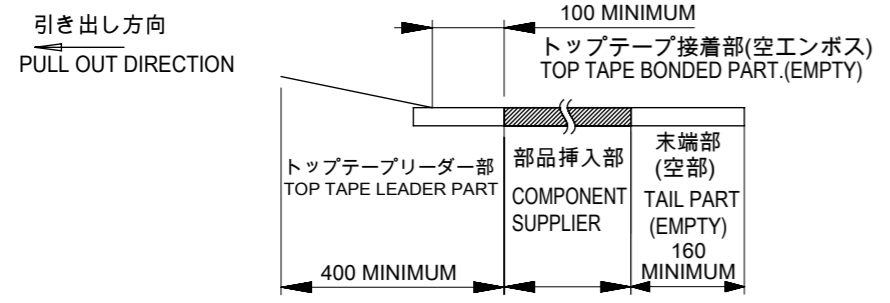


DETAIL "Y"



注記 NOTE

- 7. 梱包数量 : 1200個 / リール
NUMBER OF CONNECTORS : 1200 PCS/REEL.
- 8. リードテープ長さ
LEAD TAPE LENGTH.



- 9. トップテープの剥離強度はIEC60286-3に準拠
TOP TAPE PEELING FORCE IS DEFINED BY IEC60286-3
- 10. 梱包仕様書 : 5055689200 PS 200
PACKAGING SPECIFICATION : 5055689200 PS 200

TABLE 2

番号 NO.	部品 PART	材質 MATERIAL
⑤	キャリアテープ CARRIER TAPE	ポリスチレン(PS) POLYSTYRENE(PS)
⑥	トップテープ TOP TAPE	ポリエチレン(PE), その他 POLYETHYLENE(PE), ETC
⑦	リール REEL	ポリスチレン(PS) <リサイクル材を含む> POLYSTYRENE(PS) <RECYCLE MATERIAL CONTAINED >

THIS DRAWING CONTAINS INFORMATION THAT IS PROPRIETARY TO MOLEX ELECTRONIC TECHNOLOGIES, LLC AND SHOULD NOT BE USED WITHOUT WRITTEN PERMISSION		CURRENT REV DESC: REVISED		molex	
DIMENSION UNITS mm	SCALE NTS	EC NO: 620885			
GENERAL TOLERANCES (UNLESS SPECIFIED)		DRWN: TAKAIKE 2019/06/26		MICRO-LOCK PLUS 1.25 W/B SINGLE ROW VERTICAL SMT PLUG ASSEMBLY	
ANGULAR TOL	± 3.0 °	CHK'D: SAKIYAMA 2019/07/19		PRODUCT CUSTOMER DRAWING	
4 PLACES	± 0.2	APPR: KOMURAKAMI 2019/07/31		DOCUMENT NUMBER	
3 PLACES	± 0.2	INITIAL REVISION:		5055680000-SD	
2 PLACES	± 0.2	DRWN: RWATANABE01 2017/08/28		DOC TYPE	DOC PART
1 PLACE	± 0.2	APPR: TKANEKO 2017/09/26		PSD	000
0 PLACES	± 0.2	DRAFT WHERE APPLICABLE MUST REMAIN WITHIN DIMENSIONS		REVISION	B
THIRD ANGLE PROJECTION		DRAWING	SERIES	MATERIAL NUMBER	CUSTOMER
A3-SIZE		505568	SEE SHEET5	GENERAL	SHEET NUMBER
				4 OF 5	

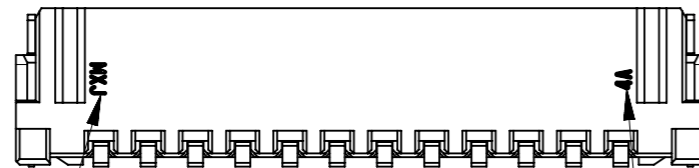
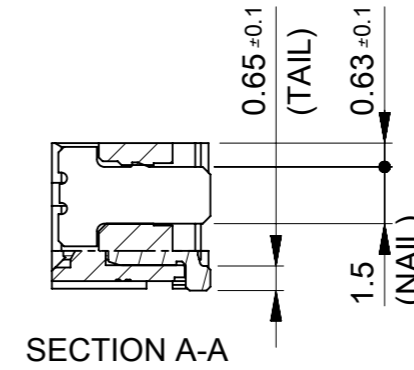
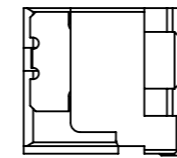
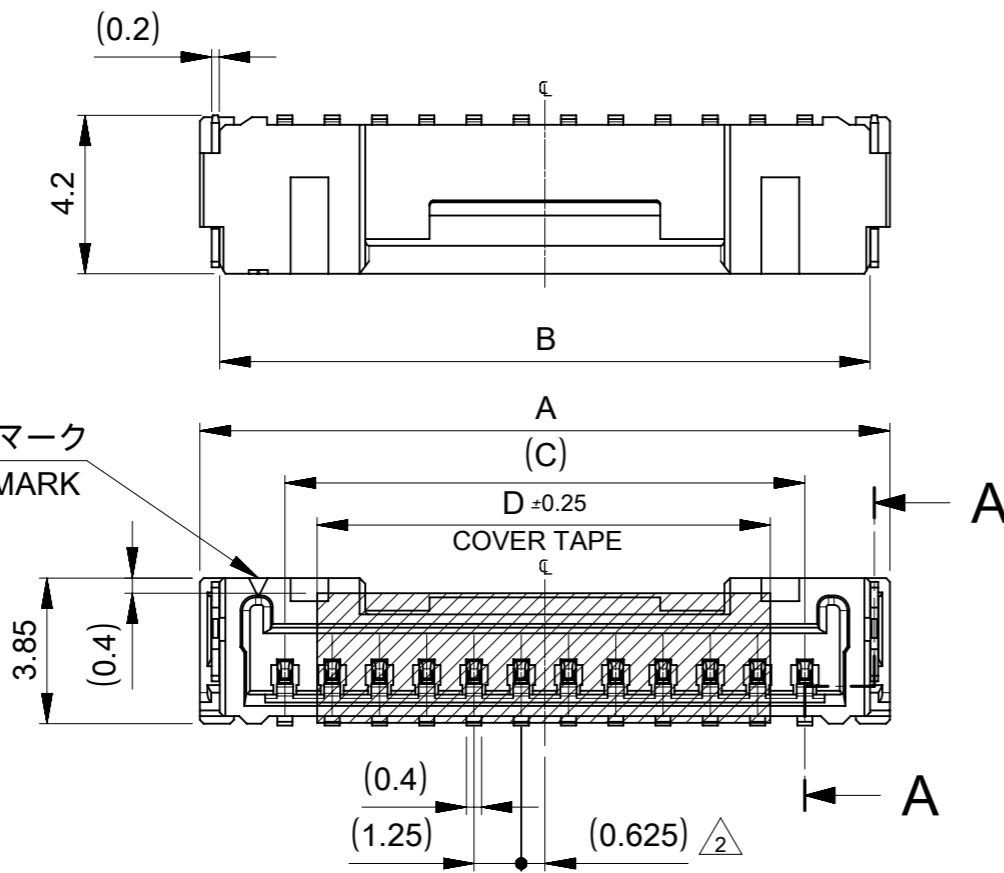
△ 505568**7* 製品番号一覧 PRODUCT NUMBER LIST

橙 ORANGE	緑 GREEN	青 BLUE	黄 YELLOW	赤 RED	黒 BLACK	ナチュラル (ベージュ) NATURAL (BEIGE)	HOUSING COLOR
5055681678	5055681676	5055681674	5055681673	5055681672	5055681671	5055681670	16
5055681578	5055681576	5055681574	5055681573	5055681572	5055681571	5055681570	15
5055681478	5055681476	5055681474	5055681473	5055681472	5055681471	5055681470	14
5055681378	5055681376	5055681374	5055681373	5055681372	5055681371	5055681370	13
5055681278	5055681276	5055681274	5055681273	5055681272	5055681271	5055681270	12
5055681178	5055681176	5055681174	5055681173	5055681172	5055681171	5055681170	11
5055681078	5055681076	5055681074	5055681073	5055681072	5055681071	5055681070	10
5055680978	5055680976	5055680974	5055680973	5055680972	5055680971	5055680970	9
5055680878	5055680876	5055680874	5055680873	5055680872	5055680871	5055680870	8
5055680778	5055680776	5055680774	5055680773	5055680772	5055680771	5055680770	7
5055680678	5055680676	5055680674	5055680673	5055680672	5055680671	5055680670	6
5055680578	5055680576	5055680574	5055680573	5055680572	5055680571	5055680570	5
5055680478	5055680476	5055680474	5055680473	5055680472	5055680471	5055680470	4
5055680378	5055680376	5055680374	5055680373	5055680372	5055680371	5055680370	3
5055680278	5055680276	5055680274	5055680273	5055680272	5055680271	5055680270	2
発注番号 ORDER NO.							極数 CIRCUIT SIZE
梱包形態 : キャリアテープ梱包 PACKAGING : CARRIER TAPE AND REEL							

THIS DRAWING CONTAINS INFORMATION THAT IS PROPRIETARY TO MOLEX ELECTRONIC TECHNOLOGIES, LLC AND SHOULD NOT BE USED WITHOUT WRITTEN PERMISSION									
DIMENSION UNITS	SCALE	CURRENT REV DESC: REVISED					molex		
mm	NTS								
GENERAL TOLERANCES (UNLESS SPECIFIED)		EC NO: 620885					MICRO-LOCK PLUS 1.25 W/B		
ANGULAR TOL	± 3.0 °	DRWN: TAKAIKE 2019/06/26					SINGLE ROW VERTICAL SMT PLUG ASSEMBLY		
4 PLACES	± 0.2	CHK'D: SAKIYAMA 2019/07/19					PRODUCT CUSTOMER DRAWING		
3 PLACES	± 0.2	APPR: KOMURAKAMI 2019/07/31					DOCUMENT NUMBER		
2 PLACES	± 0.2	INITIAL REVISION:					5055680000-SD		
1 PLACE	± 0.2	DRWN: RWATANABE01 2017/08/28					DOC TYPE	DOC PART	REVISION
0 PLACES	± 0.2	APPR: TKANEKO 2017/09/26					PSD	000	B
DRAFT WHERE APPLICABLE MUST REMAIN WITHIN DIMENSIONS	THIRD ANGLE PROJECTION	DRAWING	SERIES	MATERIAL NUMBER	CUSTOMER	SHEET NUMBER			
		A3-SIZE	505568	SEE SHEET5	GENERAL	5 OF 5			

DOCUMENT STATUS	P1	RELEASE DATE	2019/07/31	10:52:46
-----------------	----	--------------	------------	----------

回路番号1 マーク
CKT No.1 MARK



奇数キャビティ : キャビティ番号及び金型番号
 偶数キャビティ : トレードマーク
 ODD CAVITY:CAVITY AND MOLD NO.
 EVEN CAVITY:TRADE MARK

奇数キャビティ : トレードマーク
 偶数キャビティ : キャビティ番号及び金型番号
 ODD CAVITY:TRADE MARK
 EVEN CAVITY:CAVITY AND MOLD NO.

NOTES:

1. 嵌合相手 : 505565**0*
MATE WITH: 505565**0*
2. 偶数極に適用
APPLY FOR EVEN CKT.
3. 製品仕様書 : 5055650000 PS 000
PRODUCT SPECIFICATION:5055650000 PS 000
4. オーダー番号と色、極数の関係
RELATION ORDER NUMBER AND COLOR, CKT.

505568**7*

極数	色	NO.	COLOR
		0	NATURAL
		1	BLACK
		2	RED
		3	YELLOW
		4	BLUE
		6	GREEN
		8	ORANGE

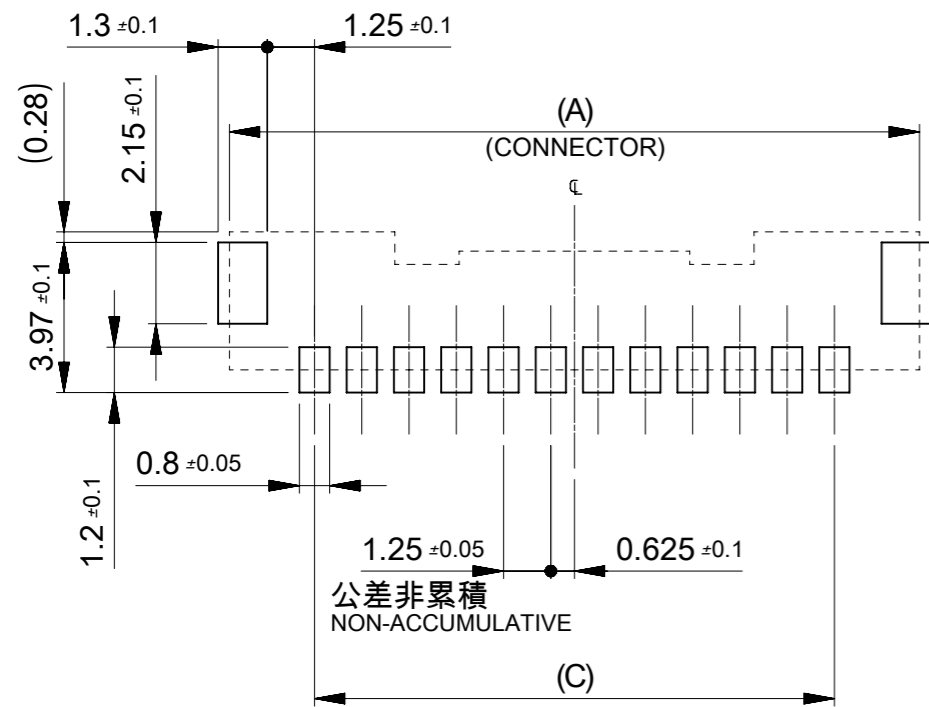
5. ターミナルとネイルの平坦度は0.1mm以下
TERMINAL AND NAIL COPLANARITY : 0.1mm MAX.

12	18.75	22.20	23.25	505568167*	16
12	17.50	20.95	22.00	505568157*	15
12	16.25	19.70	20.75	505568147*	14
12	15.00	18.45	19.50	505568137*	13
12	13.75	17.20	18.25	505568127*	12
12	12.50	15.95	17.00	505568117*	11
12	11.25	14.70	15.75	505568107*	10
10	10.00	13.45	14.50	505568097*	9
8	8.75	12.20	13.25	505568087*	8
8	7.50	10.95	12.00	505568077*	7
8	6.25	9.70	10.75	505568067*	6
8	5.00	8.45	9.50	505568057*	5
7	3.75	7.20	8.25	505568047*	4
5	2.50	5.95	7.00	505568037*	3
5	1.25	4.70	5.75	505568027*	2
D	C	B	A	EMBOSSED TAPE PKG ORDER NO.	極数 CKT NO.

部品 PART	材質 MATERIAL			
ハウジング HOUSING	ポリアミド(PA),ガラス充填,UL94 V-0,色 : SHEET 2参照 POLYAMIDE (PA),GLASS FILLED,UL94 V-0,COLOR:SEE SHEET 2			
ターミナル TERMINAL	黄銅 BRASS			
	錫ビスマスめっき : 1.0 MICRO-METER MIN. TIN-BISMUTH PLATED (MATTE TIN)			
ネイル NAIL	ニッケルめっき(下地) : 1.0 MICRO-METER MIN. NICKEL (UNDER-PLATED)			
	黄銅 BRASS			
	錫めっき : 1.0 MICRO-METER MIN. TIN PLATED(MATTE TIN)			
	ニッケルめっき(下地) : 1.0 MICRO-METER MIN. NICKEL (UNDER-PLATED)			
RELEASE STATUS	P1	RELEASE DATE	26.09.2017	09:30:56

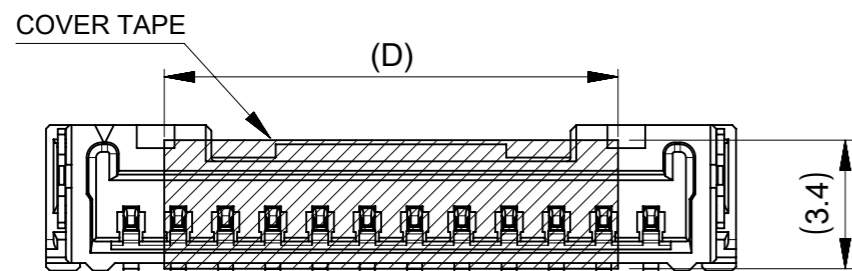
THIS DRAWING CONTAINS INFORMATION THAT IS PROPRIETARY TO MOLEX ELECTRONIC TECHNOLOGIES, LLC AND SHOULD NOT BE USED WITHOUT WRITTEN PERMISSION

REDRAWN EC NO: 121145 DRWN: RWATANABE01 CHK'D: KOMURAKAMI REV APPR: TKANEKO	2017/08/25	2017/09/26	2017/09/26	GENERAL TOLERANCES (UNLESS SPECIFIED) ANGULAR TOL ± 1.0 ° 4 PLACES ± 0.2 3 PLACES ± 0.2 2 PLACES ± 0.2 1 PLACE ± 0.2 0 PLACES ± 0.2 DRAFT WHERE APPLICABLE MUST REMAIN WITHIN DIMENSIONS	DIMENSION UNITS mm	SCALE 5:1	 MICRO-LOCK PLUS 1.25 W/B SINGLE ROW ST SMT PLUG ASSY PRODUCT CUSTOMER DRAWING		
	DRWN BY RWATANABE01	DATE 2017/08/25	CHK'D BY KOMURAKAMI		DATE 2017/09/26	APPR BY TKANEKO		DATE 2017/09/26	
	DRAWING SIZE A3		THIRD ANGLE PROJECTION		SERIES 505568	MATERIAL NUMBER SEE SHEET2		CUSTOMER GENERAL	
	DOCUMENT NUMBER 5055680001-SD		DOC TYPE PSD		DOC PART 000	SHEET NUMBER 1 OF 2			

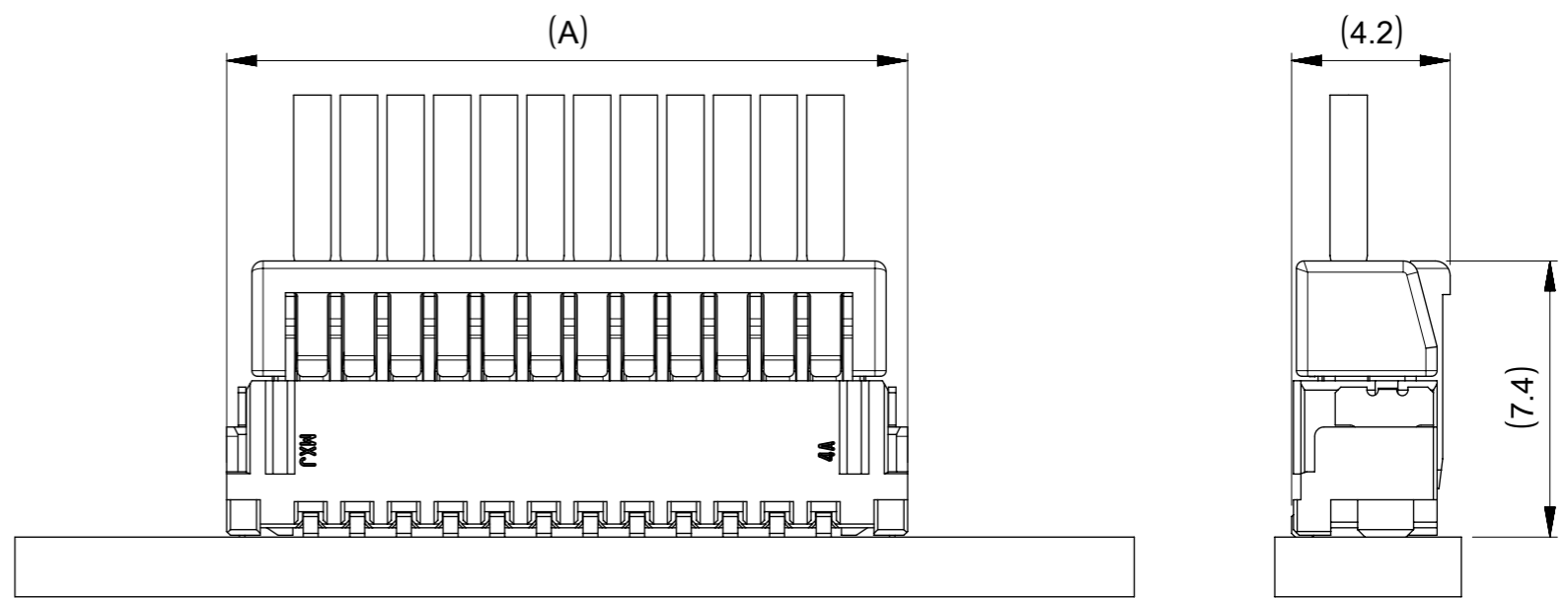


推奨基板レイアウト
RECOMMENDED PCB PATTERN LAYOUT

(参考:メタルマスク厚さ 150μm, マスク開口率 100%)
(REFERENCE: METAL MASK THICKNESS 150μm, APERTURE RASIO 100%)



吸着範囲
VACCUME AREA



嵌合状態図
MATED CONNECTORS

ORANGE	GREEN	BLUE	YELLOW	RED	BLACK	NATURAL (BEIGE)	HOUSING COLOR
5055681678	5055681676	5055681674	5055681673	5055681672	5055681671	5055681670	16
5055681578	5055681576	5055681574	5055681573	5055681572	5055681571	5055681570	15
5055681478	5055681476	5055681474	5055681473	5055681472	5055681471	5055681470	14
5055681378	5055681376	5055681374	5055681373	5055681372	5055681371	5055681370	13
5055681278	5055681276	5055681274	5055681273	5055681272	5055681271	5055681270	12
5055681178	5055681176	5055681174	5055681173	5055681172	5055681171	5055681170	11
5055681078	5055681076	5055681074	5055681073	5055681072	5055681071	5055681070	10
5055680978	5055680976	5055680974	5055680973	5055680972	5055680971	5055680970	9
5055680878	5055680876	5055680874	5055680873	5055680872	5055680871	5055680870	8
5055680778	5055680776	5055680774	5055680773	5055680772	5055680771	5055680770	7
5055680678	5055680676	5055680674	5055680673	5055680672	5055680671	5055680670	6
5055680578	5055680576	5055680574	5055680573	5055680572	5055680571	5055680570	5
5055680478	5055680476	5055680474	5055680473	5055680472	5055680471	5055680470	4
5055680378	5055680376	5055680374	5055680373	5055680372	5055680371	5055680370	3
5055680278	5055680276	5055680274	5055680273	5055680272	5055680271	5055680270	2
EMBOSSSED TAPE PKG	EMBOSSSED TAPE PKG	EMBOSSSED TAPE PKG	EMBOSSSED TAPE PKG	EMBOSSSED TAPE PKG	EMBOSSSED TAPE PKG	EMBOSSSED TAPE PKG	極数 CKT NO.
ORDER NO.	ORDER NO.	ORDER NO.	ORDER NO.	ORDER NO.	ORDER NO.	ORDER NO.	

THIS DRAWING CONTAINS INFORMATION THAT IS PROPRIETARY TO MOLEX ELECTRONIC TECHNOLOGIES, LLC AND SHOULD NOT BE USED WITHOUT WRITTEN PERMISSION

REDRAWN EC NO: 121145 DRWN: RWATANABE01 CHK'D: KOMURAKAMI APPR: TKANEKO	2017/08/25 2017/09/26 2017/09/26	GENERAL TOLERANCES (UNLESS SPECIFIED) ANGULAR TOL ± 1.0 ° 4 PLACES ± 0.2 3 PLACES ± 0.2 2 PLACES ± 0.2 1 PLACE ± 0.2 0 PLACES ± 0.2	DIMENSION UNITS: mm SCALE: 5:1 DRWN BY: RWATANABE01 DATE: 2017/08/25 CHK'D BY: KOMURAKAMI DATE: 2017/09/26 APPR BY: TKANEKO DATE: 2017/09/26	<p>MICRO-LOCK PLUS 1.25 W/B SINGLE ROW ST SMT PLUG ASSY</p> <p>PRODUCT CUSTOMER DRAWING</p> <p>SERIES: 505568 MATERIAL NUMBER: SEE CHART CUSTOMER: GENERAL</p> <p>DOCUMENT NUMBER: 5055680001-SD DOC TYPE: PSD DOC PART: 000 SHEET NUMBER: 2 OF 2</p>
	DRAFT WHERE APPLICABLE MUST REMAIN WITHIN DIMENSIONS		DRAWING SIZE: A3 THIRD ANGLE PROJECTION	