

## SUMMARY

### # Wires

Low	8
High	0
Coax	0
Triax	0
Quad	0
Fiber	0
Fluidic	0



Image is for illustrative purpose only

### Download

[Request a quote](#)

[Catalog](#)

Series	2K
Termination type	Female solder
IP rating	68
Cable Ø	0.00 - 0.00 mm
Status	active
Alternative part	
Matching parts	<a href="#">FGG.2K.308.CLAC25</a>

## TECHNICAL DETAILS

### Mechanics

Shell Style/Model	HG*: Fixed receptacle, nut fixing, watertight or vacuum-tight
Keying	1 key (alpha=0, plug: male contacts, receptacle: female contacts)
Housing Material	Brass (chrome plated) shell and collet nut, nickel plated brass latch sleeve and mid pieces
Variant	PV : Watertight / Vacuum-tested
Weight	44.48 g

### Performance

Configuration	2K.308 : 8 Low Voltage
Insulator	L: PEEK (UL 94 / V-0/3.2, depends on material thickness)
Rated Current	10 Amps

### Specifications

Contact Type:	Solder
Contact Dia.:	0.9 mm (0.035in)
Bucket Dia.:	0.8 mm (0.031in)
Max. Solid Conductor:	0.34 mm <sup>2</sup> (AWG 22)

LEMO products and services are provided "as is". LEMO makes no warranties or representations with regard to LEMO product & services or use of them, express, implied or statutory, including for accuracy, completeness, or security. The user is fully responsible for his products and applications using LEMO components.

Max. Stranded Conductor: 0.34 mm<sup>2</sup> (AWG 22)  
 R (max): 4.8 mOhm  
 Vtest (contact-shell): 1250 V (AC), 1770 V (DC)  
 Vtest (contact-contact): 1500 V (AC), 2150 V (DC)

## Others

Endurance (Shell): 5000 mating cycles  
 Temp (min / max): -20°C / +80°C  
 Humidity (max): <=95% [at 60 deg C / 140 F]  
 Vibration: 15 g [10 Hz - 2000 Hz]  
 Shock Resistance: 100 g [ 6 ms]  
 Climatical Category: 20/80/21  
 Shielding (min): 95 dB (10 MHz)  
 Shielding (min): 80 dB (1 GHz)  
 R leak (He) (max): 0.0000001 mbar\*l/s (if vacuum-tested)  
 Salt Spray Corrosion: >1000 hr  
 Pressure: 40 bars  
 IP Rating: 68

## DRAWINGS

### Draws



### Dimensions

	A	B	E	L	M	S1	S3	e
mm.	25	27.5	13	33.7	5	18.5	24	M20x1.0
in.	0,98	1,08	0,51	1,33	0,20	0,73	0,94	

















LEMO products and services are provided "as is". LEMO makes no warranties or representations with regard to LEMO product & services or use of them, express, implied or statutory, including for accuracy, completeness, or security. The user is fully responsible for his products and applications using LEMO components.

# RECOMMENDED BY LEMO

## Tools

None

## Cables

CMN.08.T22.059PGCE	PVC	GREY	
CMN.08.T22.059PNCE	PVC	Black	
CMN.08.T26.042QGZE	TPR (medical)	Grey	
CMN.08.T22.059PGZE		Grey	
CMN.08.T22.059PNZE			
CMN.08.T22.059QGC	TPR	Grey	
CMN.08.T22.059QGZE	TPR (medical)	Grey	
008 050	PVC	Black	
008 280	PVC	Black	
016 080	PVC	Grey	
042 265	PVC	Yellow	
080 140	PVC	Grey	
108 220	PVC	Black	
108 240	PTFE	White	
108 260	PTFE	White	
180 240	PVC	Black	
180 260	PVC	Black	
280 250	PVC	Grey	
335 990	PVC	Black	
335 991	PVC	Black	

LEMO products and services are provided "as is". LEMO makes no warranties or representations with regard to LEMO product & services or use of them, express, implied or statutory, including for accuracy, completeness, or security. The user is fully responsible for his products and applications using LEMO components.